

P.S. The Enclosed copy of an other article is a summary of the one I left you - it is most interesting & hope that you will get some new ideas out of - they are certainly genuine near the truth sign -

MILBANK JOHNSON, M. D.
PACIFIC MUTUAL LIFE BLDG.
LOS ANGELES, CALIFORNIA

January 8, 1935

My dear Dr. Rife,

You will find inclosed a copy of a letter that I just received from Dr. Kendall in which you will see he answers the letter I wrote asking him to try to get B. X. in a non-filterable form. He wants some B. X. cultures and I promised him that you would send him some, so, please do so at your earliest convenience.

After you have finished reading it, be sure to return the "London Lancet" because, as I told you, it is a borrowed copy.

If you have any B. Y., it might be a good thing to send Dr. Kendall some. Be sure to mark it plainly.

You know I liked the "cut of those fellows Jibs" that were down there last Saturday. I particularly liked that young John Wells. He is a nice fellow. I saw quite a little of him after leaving your house, that evening and the next morning. He seems to be a man of high ideals. The Doctor there may be all right, but he is like so many other Ph. Ds. that I know of who have developed critical faculties to such an extent that creation has ceased. He may improve on acquaintance, some of those fellows do.

I hope you will give them some time to plan out some kind of agreement with them that will be mutually profitable both to you and to them. It is going to be very difficult to get our ideas across to the general public and to the general profession, unless somebody will be able to repeat these experiments besides ourselves. Hence, my desire to make some kind of microscope available for general use.

Let me know when you get your new condenser for the new Rife Ray machine. I am very anxious to test it out and give some of our patients just a few more treatments.

Yours very sincerely,



800 BURLEIGH DRIVE
SAN RAFAEL HEIGHTS
PASADENA

Dr. R. R. Rife
San Diego, Cal.

Transcription of handwritten margin note on letter, Milbank Johnson to Dr. Rife, 8 Jan 1935:

P.S. The enclosed copy of an other article is a summary of the one I left you –it is most interesting & hope that you will get some new ideas out of –they are certainly guessing near the truth now –MJ

American Optical Company

ESTABLISHED 1833 VOLUNTARY ASSOCIATION 1912

CHARMING H. WELLS, PRESIDENT
ALBERT B. WELLS, TREASURER
J. CHENEY WELLS, VICE PRESIDENT
AND SECRETARY
FRED C. MERRY, VICE PRESIDENT



EXECUTIVE OFFICES
AND FACTORIES
SOUTHBRIDGE, MASS.
SALES HEADQUARTERS
70 WEST 40TH STREET
NEW YORK

IN REPLY REFER TO

532 Bank of Italy Bldg., San Diego, Cal.

January 12, 1935

Dr. Royal R. Rife
708 Electric Bldg.
San Diego, Calif.

Dear Dr. Rife:

Ed Tillyer and I find that we have to leave here on Monday for Los Angeles, so I am afraid we won't have a chance to have the pleasure of seeing you again on Tuesday night as tentatively planned. Before returning East we might be down here again in which case I am sure you won't mind if we call on you and perhaps have another chance to see you for a little while.

We both want you to know how much we appreciate the time you have given us and how very much interested we both have been in all that you are doing.

With our very best wishes and again many thanks for everything.

Sincerely,

JW:LSG

Wide Angle **TILLYER LENSES** *Accurate to the very edge*

MILBANK JOHNSON, M. D.
PACIFIC MUTUAL LIFE BLDG.
LOS ANGELES, CALIFORNIA

January 28, 1935

My dear Doctor,

I phoned Dr. Butt and he was very delighted to hear that you would be in Los Angeles next Thursday morning at ten o'clock at the Santa Fe Hospital. Dr. Butt will be there with Dr. Hall and have several varieties of bacteria for you to show him.

If there is any change in your plans, please let me know in time to notify these doctors as they are quite busy just now.

Very sincerely,



Dr. Royal R. Rife
2500 Chatsworth Blvd.
San Diego, Calif.

600 BURLEIGH DRIVE
SAN RAFAEL HEIGHTS
PASADENA

NORTHWESTERN UNIVERSITY MEDICAL SCHOOL

WARD MEMORIAL BUILDING

303 EAST CHICAGO AVENUE

CHICAGO, ILLINOIS

DEPARTMENT OF RESEARCH BACTERIOLOGY

January 30, 1935

Dear Roy:

The culture arrived safely, and I have it in some K medium: so far (two days) it has not done much, but it is too early. Dr. Johnson said he wanted me to try to get a nonfilterable form: it is a pretty large order, I having failed before, but I shall do my best,

I am still much troubled with the granules which occur occasionally in media, resembling the filterable forms, and so far I have not been able to eliminate them entirely, but possibly a high speed centrifuge may be the answer. I have not found centrifugation at the speeds obtainable with our centrifuges is of much avail.

Dr. Tillyer (I believe that is the way he spells his name) was here for part of day on his way East: he told me all the things he saw in your laboratory, or at least as many as he could retail in some four hours, and I am very glad indeed he did have a chance to see Number 3. He was much intrigued with Number 2, and he saw the granules both from phage and from cultures in K without difficulty: he described them to me, so I know he did see what I hoped he would.

I find that a young woman from the University of Chicago - Miss Kinney - has published recently her observations upon the filtration of certain green-producing streptococci, and also *B. acidophilus*: she filtered and recovered organisms in several attempts. So I presume it may be said that she has confirmed the filterability and recovery of certain bacteria in face of the fact that many say it cannot be done. Some time ago another young woman from the Ontario Agricultural Experiment Station (I believe that is the name) also filtered a streptococcus, and recovered it. Thus it looks as if the women members of the profession were coming to the front. The important thing they have not done as yet is to keep bacteria in the filterable state alive, and free from nonfilterable forms for many transfers, and then bring them back, but the initial steps seem to be taken very satisfactorily. The rest may follow later on.

Will you please give our warmest regards to your good wife?

Ever sincerely yours,



Mrs. Bridges' Christmas card was very lovely: we recognized the building, and we are wondering if you know how the colors were added so harmoniously.

C O P Y

February 4, 1935

My dear Dr. Burger,

Some weeks ago a patient by the name of Herbert Berndt came up from San Diego to see me. I took him to Dr. Ellis Jones who made a very careful examination of him and I am inclosing you a copy of the report Dr. Jones made to me of his findings.

Dr. Jones was very anxious for you to remove one of the epitrochlar glands and have them examined both microscopically and by inoculation into the guinea pig. I have sent Dr. Rife all of the papers and if you will get in touch with him, he will bring them all to you and, also, bring Mr. Berndt.

I hate to bother you with this case but the poor young fellow has no money and if it is a case of tuberculosis as we have suspected and we can prove it bacteriologically, I would like to try the Rife Ray on it and that is my only excuse for annoying you with a non profitable case.

Please get in touch with Dr. Rife at Bayview 0080 and he will find the patient for you as well as bring all of the X-rays and other records which we have of this case.

I have been down to San Diego a couple of times in the last month but have been unable to see you as you are always out at your ranch on Saturdays. Apologizing again for bothering you with this, I am

Yours very sincerely,

MILBANK JOHNSON (Signed)

P. S. If you will take out the glands, Dr. Rife will do the work on the guinea pig work and the microscopic work for you.

M.J.

Dr. Thomas O. Burger
1301 Medico-Dental Bldg.
San Diego, Calif.

American Optical Company
ESTABLISHED 1833 VOLUNTARY ASSOCIATION 1912



Southbridge, Mass., U. S. A.

February 6, 1935

Dr. Royal E. Rife,
708 Electric Building, San Diego,
California.

My dear Dr. Rife:

I admired very much the fine grain film which you had on some of your pictures. If you remember, I asked you about it and you told me you would give me the formula for the developer and, if my memory is correct, you told me at that time that you used an Amidol developer with the addition of Picric acid.

I wonder if you would be so kind as to send me this formula?

John Wells and myself are both sorry that we didn't have an opportunity to see you again. We had to leave for Los Angeles sooner than we expected and the only redeeming feature is that perhaps Mr. Timken might have shown up the following night and we couldn't have seen you anyway.

From Los Angeles we went up to San Francisco. From there John went to Tucson and I went on to Chicago, and there was a difference in the climate! When I got home we had perhaps two feet of snow.

When in Chicago I spent a couple of hours with Dr. Kendall. He was so excited about a new culture he had gotten from arthritis that he was hardly coherent at times. I can't tell you what the culture was because I don't know enough about bacteriology.

We certainly enjoyed our visits with you, and I want to personally thank you for your kindness in spending the time with us. I hope sometime we will see you in Southbridge.

With very kindest regards, in which John joins me.

Sincerely yours,

E. D. Tillyer.

EDT/B

If your glasses aren't Ful-Vue they're not the latest style

MILBANK JOHNSON, M. D.
PACIFIC MUTUAL LIFE BLDG.
LOS ANGELES, CALIFORNIA

March 11, 1935


My dear Dr. Rife,

Inclosed you will find a letter which I have just received from the International Cancer Research Foundation.

In order that I may most effectively comply with their request, will you send me some pictures taken of the interior of your laboratory, also a picture of the big microscope. Also, will you answer as many of their questions as you see fit as they are naturally interested in knowing as much as possible about your accomplishments.

Please do this as soon as you can because I want to get these people back there started as soon as possible. Will you return ~~the~~ letter for my files.

Yours very sincerely,



Dr. Royal R. Rife
2500 Chatsworth Blvd.
San Diego, Calif.

600 BURLEIGH DRIVE
SAN RAFAEL HEIGHTS
PASADENA

MILBANK JOHNSON, M. D.
PACIFIC MUTUAL LIFE BLDG.
LOS ANGELES, CALIFORNIA

March 14, 1935

My dear Doctor,

You will find inclosed a copy of Dr. Foord's report on the Berndt pathological specimen which you sent him through me.

Unless you find something in your animal tests to the contrary, I do not believe that it would be advisable to treat this case for tuberculosis. It might only bring discredit on our work and probably would not benefit the man unless we could get an absolute diagnosis of true cause which we have not as yet obtained.

Yours very sincerely,

Milbank Johnson
P.S. Don't forget to show the report to Dr. Berger - E.J. -

P. S. Please hurry the photographs and the report as I want to answer the letter from the International Cancer Research Foundation as soon as possible.

M. J.

Dr. Royal R. Rife
2500 Chatsworth Blvd.
San Diego, Calif.

600 BURLEIGH DRIVE
SAN RAFAEL HEIGHTS
PASADENA

Transcription of handwritten postscript added to letter from Milbank Johnson to Dr. Royal R. Rife, dated 14 March 1935.

P.S. Dont forget to show the report to Drr Berger - MJ -

627 Echanidia St.,
Los Angeles Calif.,
March 20, 1935,

Dr Royal Rife,
2500 Chapsworth Blvd.,
San Diego, Calif.,

Dear Sir:-

I am coming down to
San Diego this week end on the
Santa Fe lines to visit you and
study further into your work. I am
intensely interested in what you
are doing, as a result of your fine
demonstration here at the Santa Fe
hospital. I firmly believe that
you have opened a new field, and
altho I merit none of your time,
any glimpses into new concepts
will be much appreciated.

Yours sincerely,
Curtis Gray

Transcription of handwritten letter from Arthur L. Gray to Dr. Royal Rife, dated 20 March 1935.

Dr. Royal Rife,
2500 Chatsworth Blvd.,
San Diego, Calif.,

Dear Sir: -

I am coming down to San Diego this week end on the Santa Fe lines to visit you and study further into your work. I am intensely interested in what you are doing, as a result of your fine demonstration here at the Santa Fe hospital. I firmly believe that you have opened a new field, and altho I merit none of your time, any glimpses into new concepts will be much appreciated.

Yours sincerely,
Arthur L Gray

MILBANK JOHNSON, M. D.
PACIFIC MUTUAL LIFE BLDG.
LOS ANGELES, CALIFORNIA

March 29, 1935

My dear Doctor,

I wrote you on March 11 asking you to send me some information which I required to intelligently answer a letter which I received from The International Cancer Research Foundation, but, as yet, I have not heard from you.

Don't answer anything you don't want to answer but please send me some of the pictures of your laboratory.

I wish that, in the near future, you could come up and let me have a chat with you. This is quite important so please give it your attention.

Very sincerely, your friend,



Dr. Royal R. Rife
2500 Ghatsworth Blvd.
San Diego, Calif.

91 Mt. Vernon St.
Boston, Mass.
Mon., April 1, 1935.

Dear Mr. Rife,

Having heard of your marvellous experiments in the cure of cancer, I am writing to ask your advice with respect to a very sad and desperate case.

A young musician, just twenty-three years old, a most talented pianist, is dying of cancer of the spine. He has been in bed three months and the doctors give him only three or four weeks to live. It is beyond the stage where an operation is possible. He is a sweet boy, brave in pain, patient and optimistic, and his sad and steady decline is breaking the hearts of his friends.

If money could be raised to send him to California or to bring you here, would it be possible for you to treat him with your new method? If so, we would try to raise the money and ~~if successful~~ would have him undertake the treatment only if successful so that we could guarantee you that we would ~~stand~~ stand all the expenses. Furthermore, of course, we should not expect you to promise a cure and would hold you free from any obligation in the matter.

If it would be impossible for you and the patient to get together, would you be able to furnish by mail any information or advice, or send us any equipment which physicians here might use on the patient to advantage?

If because of the uncompleted nature of your experiments, there is necessity for secrecy in connection with any treatments which might be possible, we would guarantee to obtain the strictest assurance of secrecy from all persons involved.

For the love of God and preservation of one very precious life, please do everything you possibly can to help us find a solution to this problem.

Respectfully yours,
Lawrence C. Lippson.

Transcription of handwritten letter from Lawrence S. Lipsey to Dr. Rife, dated 1 April 1935.

91 Mt. Vernon St.
Boston, Mass.
Mon., April 1, 1935.

Dear Dr. Rife,

Having heard of your marvellous experiments in the cure of cancer, I am writing to ask your advice with respect to a very sad and desperate case.

A young musician, just twenty-three years old, a most talented pianist, is dying of cancer of the spine. He has been in bed three months and the doctors give him only three or four weeks to live. It is beyond the stage where an operation is possible. He is a sweet boy, brave in pain, patient and optimistic, and his sad and steady decline is breaking the hearts of his friends.

If money could be raised to send him to California or to bring you here, would it be possible for you to treat him with your new method? If so, we would try to raise the money and would have him undertake the treatment only if successful so that we could guarantee you that we would stand all the expenses. Furthermore, of course, we should not expect you to promise a cure and would hold you free from any obligation in the matter.

If it would be impossible for you and the patient to get together, would you be able to furnish by mail any information or[?] [illegible], or send on any equipment which physicians here might use on the patient to advantage?

If because of the uncompleted nature of your experiments, there is necessity for secrecy in connection with any treatments which might be possible, we would guarantee to obtain the strictest assurance of secrecy from all persons involved.

For the love of God and preservation of one very precious life, please do everything you possibly can to help us find a solution to this problem.

Gratefully yours,
Lawrence S. Lipsey



April 13, 1935

Dr. R. R. Rife
708 Electric Bldg.
San Diego, Calif.

My dear Dr. Rife:

I had expected to hear from you for some time, but evidently you are as I am--extremely busy.

I am enclosing \$5.00--will you please make me one of those hypersensitive stethoscopes which you made for Dr. Gregory. You are absolutely a genius in this field, and I shall be happy to use this instrument made by you.

Yours truly,

Karl von Schilling
Karl von Schilling

MILBANK JOHNSON, M. D.
PACIFIC MUTUAL LIFE BLDG.
LOS ANGELES, CALIFORNIA

April 15, 1935

My dear Dr. Rife,

I have read the translation that you made from the German by Dr. Wilhelm Winch. It is very interesting. It seems to me that he is talking more on the transmutation of bacteria along the line that Dr. Mellon was working than he is upon the bacteriophage, or the change from the visible to the invisible, such as is carried out by the use of the K Media. However, it shows conclusively that others are working and someday we will have something out of it. I hope Dr. Winch is more careful in his work than Dr. Mellon was.

Regarding the article on the "Hormonopoeitic System" written by your young friend, Walter Mellinger, that was very interesting indeed. The boy has evidently read a lot but I think he has his facts mixed up in some particulars. What he needs is a broader base upon which to build a theory on as difficult a subject as the ductless glands and their functions. Urge him to go on and take a scientific course. He may go a long ways if he does not wear out before he gets there. I would like to meet him sometime when I am down there and have a chat with him.


It struck me while I was there watching the new tube run that maybe the target in the new tube is too small and does not catch all of the waves going by and that might account for the greater luminosity at the negative side of the tube, perhaps they are simply electrons that have missed the target. Have you ever tried a larger target with that tube?

Mrs. Young sent word to me this morning by Charles (I'll see her this afternoon) that she has absolutely no more pain in those glands. She has had no elevation of temperature since exposure to the Ray and she says, and Charles says, that the glands are all smaller. I hope it is true but it seems pretty quick to get any such result as that. I think we can safely say, at least, that she has suffered no harm from the treatment.

600 BURLEIGH DRIVE
SAN RAFAEL HEIGHTS
PASADENA

It would ease my mind a great deal if you would drop me a line or a short wire or even a thought wave so that I could know definitely when to expect you. I have to arrange for both Dr. Walker of the Hooper Foundation and Dr. Schram to see you and I don't want to get their wires crossed and have them here at the same time.

Yours very sincerely,

A handwritten signature in cursive script, appearing to read "Wilbur Johnson". The signature is written in dark ink and is positioned below the typed name.

Dr. Royal E. Rife
c/o Dr. J. C. Burnett
Alpine, New Jersey

MILBANK JOHNSON, M. D.
PACIFIC MUTUAL LIFE BLDG.
LOS ANGELES, CALIFORNIA

April 16, 1955

My dear Doctor,

Maybe you will remember my telling you about having a talk with a Dr. Jankay of Los Angeles who is probably the best tissue culture man that we have on the coast. He has prepared some bovine plasma in saline citrate and pure; those marked L are Vogelaar's solution which contains bovine plasma and he says, has been sterilized by filtration.

Of course you and I know that filtration does not sterilize providing there are filter passing forms. But, what I want to ask you to do is to inoculate these tubes with B x and see if you can get a growth in them because this is the material (that is those marked L) in which they grow the tissue cells artificially. If we can get B x to grow in this media then we can get some tissue growths going and test the artificial growths with B x and see if we can get new malignant cells started.

I am sending you the culture media under separate cover, so, look for it. Let me hear from you, as soon as you can, the results that you have with this.

Yours sincerely,

Milbank Johnson

*Save 1 tube as a control because you can't
sterilize them with heat. ruf*

Dr. Royal R. Rife
2500 Chatsworth Blvd.
San Diego, Calif.
600 BURLEIGH DRIVE
SAN RAFAEL HEIGHTS
PASADENA

Transcription of handwritten postscript to letter, Milbank Johnson to Dr. Royal R. Rife,
16 April 1935.

Save 1 tube as a control because you cant sterilize them with heat. MJ

1070 Bleury Street
Room 602

Montreal

May 2nd, 1935

Dr. Milbank Johnson,
600 Burleigh Drive,
Pasadena, California, U. S. A.

Dear Milbank,-

We had a very comfortable journey with only six hours of the dust, and we did not suffer at all as we were in an air-conditioned car and none of it came into the car.

I had a long talk with Dr. Archibald before we went to Ottawa, and Dr. O. C. Gruner was also present. He is the man Dr. Archibald will send to California to see you, and from what I have seen and heard about him I can recommend him as one of the best men in Canada on cancer research. He is an Englishman and took his degree from the London, England, university, and was with Lord Moynihan for some years. He travelled through most parts of Europe investigating cancer research, and Dr. Archibald has had him working in a laboratory at McGill, supported by the proceeds of a grant received from a young public-spirited business man here.

Dr. Archibald has decided to appropriate enough money from this grant to enable Dr. Gruner to make this trip, and he only came to this decision after I assured him that you had been kind and generous enough to promise to show anyone I recommended every detail that he might ask for. He was greatly pleased to hear this but I gathered from his manner that he was rather surprised, and I am sure he would never have thought of using this money to send Dr. Gruner on this long journey without my positive assurance that he would have an opportunity of thoroughly investigating your discovery, but it would reassure him if you would send me a telegram on receipt of this confirming my understanding of our conversation and your approval of Dr. Gruner being sent to make a report on your wonderful discovery.

We remained in Ottawa until Sunday afternoon last, the 28th, as the awards in the Drama Festival which had been going on all the week could not be decided until after the close on Saturday evening.

During our visit I had a long talk with the Governor-General on the subject of cancer research and showed him your letter. He was

most enthusiastic about sending Dr. Gruner, or some other first-class man to investigate your wonderful discovery, and he was greatly impressed with the photograph of your microscope.

Lady Bessborough has organized the King George V. Canadian Cancer Fund, and I believe good progress has been made, but no details have been given out as to the disposal of the fund or the management of it.

The date of Dr. Gruner's departure has not been settled yet, but I think it will be about the middle of next week, and I hope that you will like him and find that he is all that I have represented him to be. I will telegraph you when the date is decided upon. He should arrive between the 15th and 20th of May, and perhaps you might say in your telegram if you will be at home between those dates.

The weather has been cold and wet since we have returned so I hope we will soon have some fine weather.

With kind regards,

Yours sincerely,

Montagu Allan (Signed)

MILBANK JOHNSON, M. D.
PACIFIC MUTUAL LIFE BLDG.
LOS ANGELES, CALIFORNIA

May 2, 1935

My dear Doctor,

As Mr. Riecker promised, he brought in my office this morning a specimen policy covering the insurance on your microscope. This is one of the most liberal policies I have ever read.

Go over it carefully and if you decide to take it out, you can get in touch directly with Mr. Riecker, whose card I am inclosing, or I will be very glad to do anything I can to help this along.

Yours sincerely,



Dr. Royal R. Rife
2500 Chatsworth Blvd.
San Diego, Calif.

600 BURLEIGH DRIVE
SAN RAFAEL HEIGHTS
PASADENA

MILBANK JOHNSON, M. D.
PACIFIC MUTUAL LIFE BLDG.
LOS ANGELES, CALIFORNIA

May 3, 1935

My dear Doctor,

I have just made inquiry about the cycles in the different locations. The County Hospital at Los Angeles is 50 cycles, getting its current from the Southern California Edison Company. However, the Santa Fe Hospital, where we want to take this instrument, very fortunately gets its current from the Los Angeles Gas and Electric Company which has 60 cycles, so, the machine will be all right. Don't worry about it any more. I hope you are as tickled about this as I am.

Yours very sincerely,



Dr. Royal R. Rife
2500 Chatsworth Blvd.
San Diego, Calif.

600 BURLEIGH DRIVE
SAN RAFAEL HEIGHTS
PASADENA

May 6, 1935

Sir H. Montagu Allan,
1070 Bleury St.
Montreal, Canada.

Letter received. Dr. Rife and I will be very glad to receive Dr. Gruner and show him all that we think we have found out up to the present. Stop. We are not sufficiently advanced with the work to make any public report whatsoever. Stop. What we will tell and show to Dr. Gruner will be only for the information of the McGill authorities in the hope that they may feel justified in aiding in furthering the investigation. Stop. Any premature public announcement of this work would probably interfere seriously with its progress and would arouse public hopes which as yet in the present stage of the work we dare not say conclusively that we can satisfy. I shall be at home at the dates you mention. If Dr. Gruner comes directly to Pasadena I will meet him at the station.

Milbank Johnson

MILBANK JOHNSON, M. D.
PACIFIC MUTUAL LIFE BLDG.
LOS ANGELES, CALIFORNIA

May 7, 1935

My dear Doctor,


Inclosed you will find a copy of a letter which I received last night from Sir Montagu Allan. Sir Montagu Allan, you may remember, is a cousin of Lady Meridith of Montreal who, as I told you, was the wife of the Chairman of the Board of the Bank of Montreal and one of the richest women in Canada.

I personally feel very much encouraged by this letter. I think you should get ready, as far as you can, to show Dr. Gruner everything. I will meet him in Pasadena and bring him down to San Diego when he comes.

Mrs. Johnson just telephoned me that she had received a letter from Mrs. Bridges inviting us down to spend the week end with her. We will, therefore, be down Saturday about noon and return Sunday. I will have an opportunity then to talk this whole matter over with you fully.

I am inclosing also a copy of the telegram I sent Sir Montagu in answer to his letter. I hope you approve of it.

Yours very sincerely,



Dr. Royal R. Rife
2500 Chatsworth Blvd.
San Diego, Calif.

MILBANK JOHNSON, M. D.
PACIFIC MUTUAL LIFE BLDG.
LOS ANGELES, CALIFORNIA

May 9, 1935

My dear Doctor,

As Mrs. Johnson and I are coming down to San Diego Saturday, I would like, with your permission, to have Charles bring Mrs. Young along with him so that she can have another Ray treatment.

She is very much improved. All of the small seed glands in both sides of the neck have disappeared. This morning when I examined her there was only one gland on the right side, just above the clavicle, much smaller than originally and less painful. The three palpable glands on the left side were smaller than when examined on April 29 and not painful. I think, however, to make assurance doubly sure that we will give her another shot Saturday before noon if it is agreeable to you. If not, please wire me and I will not bring her down.

Yours very sincerely,

*SHE WAS CURED OF T.B.
"Dr Johnsons brother's wife"*

Dr. Royal R. Rife
2500 Chatsworth Blvd.
San Diego, Calif.

P.S. Unless I hear from you to the contrary I will bring Mrs Young down.

600 BURLEIGH DRIVE
SAN RAFAEL HEIGHTS
PASADENA

Transcription of handwritten postscript to letter, Milbank Johnson to Dr. Royal R. Rife,
9 May 1935.

P.S. Unless I hear from you to the contrary I will bring Mrs. Young down.
MJ

Transcription of additional note at left margin, probably added years later by John Crane:

She was cured of T.B.
"Dr Johnsons chauffers wife"

MILBANK JOHNSON, M. D.
PACIFIC MUTUAL LIFE BLDG.
LOS ANGELES, CALIFORNIA

May 15, 1935

My dear Doctor,

After telephoning you this morning, Mrs. Johnson phoned me that she had just received a telegram stating that Dr. Gruner had been unable to leave and would wire me immediately when a definite time was set. I knew he had not gotten off the train because I was there when it arrived. However, we will just have to wait until we hear definitely from him. He may have a girl or something and we will know more about it later on.

I heard from the University this morning that the official notification of your election to your degree would be mailed to you today. While I know that you are a rotten correspondent, please promptly and graciously acknowledge that at once as that is a very important thing to do. If you will pardon me for the suggestion, I would advise something like the following:

Your gracious letter of (giving date) notifying me that I have been elected to receive the honorary degree of Doctor of Science has just been received. I accept with pleasure and will be present at the specified time.

I am highly conscious of the very great honor that the Trustees and Faculty of the University have conferred upon me and I accept this with the full determination to continue my scientific efforts so as to warrant to the fullest extent this very great distinction.

Yours very sincerely,

Something like the above should be sent promptly upon receipt of your official notification.

Yours very sincerely,



Dr. R. R. Rife
San Diego, Calif.

600 BURLEIGH DRIVE
SAN RAFAEL HEIGHTS
PASADENA

MILBANK JOHNSON, M. D.
PACIFIC MUTUAL LIFE BLDG.
LOS ANGELES, CALIFORNIA

May 16, 1935

My dear Doctor,

This morning I received the following telegram dated Montreal, May 15, 1935:

"Dr. Gruner left tonight for Pasadena, via Vancouver. Expects to arrive in Pasadena Thursday, May 23. Will wire from Vancouver. Signed - Montagu Allan."

This wire seems to be very definite and I, therefore, can safely say that I will bring Dr. Gruner down to San Diego some time on May 23 according to what time he arrives. He will, no doubt, come down via Southern Pacific which will give me an opportunity to take him to San Diego in the forenoon.

As long as you have this extra time, I wish you would take a little time off and go over to see old Tom. You will find Tom's address on your copy of his case record. As I expected Dr. Gruner yesterday, I took all of my records out to Belbank and I do not remember his address. I want you to have a look at old Tom yourself and see whether there is any recurrence of the cancer, either on the face or in the glands, also, look at his lip. In other words, find out how he is. We don't want any surprise parties sprung on us when we get over there. As I remember, he was staying with a Mr. Rice and I do not believe you will have any trouble finding him. Please do this if you can. It will give you some extra fresh air and it is very vital to our plans after Dr. Gruner comes.

THOMAS
KING

I want to take this opportunity of congratulating you on having another birthday. We have one of these only once a year - thank the Lord. Before another birthday of yours rolls around, we will have progressed a long way in proving or disproving the efficiency of the Rife Ray. *Shofu.*

Yours very sincerely,



Dr. R. R. Rife
San Diego, Calif.

600 BURLEIGH DRIVE
SAN RAFAEL HEIGHTS
PASADENA

MILBANK JOHNSON, M. D.
PACIFIC MUTUAL LIFE BLDG.
LOS ANGELES, CALIFORNIA


May 21, 1955

My dear Doctor,

Thinking that you might like to send a few invitations to some of your friends, I am sending you a dozen formal invitations. Just insert your personal card (calling card not business card) and send these to whomever you like; or, write a little note and inclose it. Maybe some of your relatives in England will be glad to know what is happening to you.

I expect to hear from Dr. Gruner some time today. If things work out the way they look now, we will be down there Thursday, May 25. I hope you have seen old Tom by this time.

Yours very sincerely,

A handwritten signature in cursive script that reads "Milbank Johnson". The signature is written in dark ink and has a long, sweeping tail that extends to the right.

Dr. Royal R. Rife
2500 Chatsworth Blvd.
San Diego, Calif.

600 BURLEIGH DRIVE
SAN RAFAEL HEIGHTS
PASADENA

MILBANK JOHNSON, M. D.
PACIFIC MUTUAL LIFE BLDG.
LOS ANGELES, CALIFORNIA

June 4, 1955

My dear Doctor,

After leaving you this morning after seeing the new mould produced from B. X., I guess I was too excited to think very much. But, driving up, I had some real thoughts.

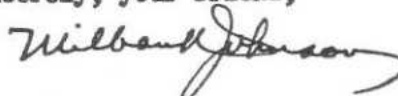
In the first place, we know that the same M. O. R. that kills the typhoid rod does not kill the filter passing form of the same organism, similarly in other cases. Now, why should it kill all forms of the same mould?

We have an M. O. R. for B. X. which we now believe and think we know is a filter passing form of the Gruner mould. I think this is a good opportunity, after you have examined those specimens to find out how many forms this thing appears in, because I don't believe that the bodies found in the monocites by Dr. Gruner are identical with our B. X. or with the hyphae of the Gruner mould. If that is true we probably have the B. X., a hyphae and an intermediate or spore form. I think you should test the M. O. R. of each form.

This point may account for the reason that one complete application of the Rife Ray does not destroy all of the organisms in the patient. However, it is something to think about and I think we ought to think fast.

We will start the camera Wednesday morning to your place. Let me hear how you get along with some of the above suggestions.

Very sincerely, your friend,



Dr. Royal R. Rife
2500 Chatsworth Blvd.
San Diego, Calif.

600 BURLEIGH DRIVE
SAN RAFAEL HEIGHTS
PASADENA

MILBANK JOHNSON, M. D.
PACIFIC MUTUAL LIFE BLDG.
LOS ANGELES, CALIFORNIA

June 6, 1935

My dear Doctor,


I sent the camera to you yesterday by express. Our packing department did not think it would have as good care via parcel post. I hope you received it okay.

I have been able to get hold of some very good books on fungi and I am very anxious to know what Dr. Gruner called his fungi. He wrote it down somewhere, but I must have left it down in your operating room where I was when he told me. If you can not find that, he must have written it out for you when he wrote his formula for his culture media. Please look it up, if you can, and send me the full name of the organism..

We are expecting to see you and Mrs. Rife at Belbank, so please don't fail us.

Have you heard anything from Dr. Gruner since he left? I have not. How is the culture of B. X. on his media getting along? I am very curious to know whether it has yet assumed the coral pink that his organism shows so markedly.

Yours very sincerely,



Dr. Royal R. Rife
2500 Chatsworth Blvd.
San Diego, Calif.

600 BURLEIGH DRIVE
SAN RAFAEL HEIGHTS
PASADENA

THE INTERNATIONAL CANCER RESEARCH FOUNDATION

1616 Walnut Street

Philadelphia, Pennsylvania

June 11, 1935

Dr. Milbank Johnson
Pacific Mutual Life
Insurance Company
Los Angeles
California

My dear Doctor Johnson:

Thank you for your letter of June 7th.

We are glad that your work has been progressing, and wish you continued good luck.

To date, the insurance company project has not made a great deal of progress. The prospects, however, are hopeful, since four companies have expressed their willingness to join the movement, as soon as a sufficient number of additional companies agree to cooperate. Since large corporations move slowly, this can be considered a favorable showing.

Mr. Donner feels that, in view of the present commitments of the Foundation, it may not be possible to assist the work in which you are interested until the insurance companies' funds become available. In the meantime, he has asked that your laboratories be visited by a representative of the Foundation, namely, the writer. Unfortunately, it is not possible at the moment to state when this visit will take place, but you will be advised definitely within a few days.

In case the time suggested should prove inconvenient, we should, of course, wish you to feel no hesitation in letting us know. The western trip can be delayed until Autumn, should this be a more suitable time for you.

Yours very truly,

M. W. S. Schram.

(Note - Mildred W. S. Schram, Ph. D. is the Secretary of the Foundation.)

MILBANK JOHNSON, M. D.
PACIFIC MUTUAL LIFE BLDG.
LOS ANGELES, CALIFORNIA

June 17, 1955

My dear Doctor,

Inclosed you will find a copy of a letter from Dr. Schram of the International Cancer Research Foundation which I received today. It is self-explanatory and I am sending it to you for your information.

In talking with Dr. Karl Meyer this morning, he told me that he wants to see you and will be down here on Friday, June 28 and I will bring him down on the same day to San Diego to see you. So, hold Friday, June 28 for us. I will be down there as usual right after lunch.

I am coming down this coming Saturday to discuss with you how to answer Dr. Schram. We have to make up our minds as to what we are going to do with some of these people. If for any reason you can not see me on June 22, please let me know. I am anxious to discuss several things with you and get certain things prepared for Dr. Meyer's visit. We will talk them over when I see you.

Yours very sincerely,



Dr. Royal R. Rife
2500 Chatsworth Blvd.
San Diego, California

MILBANK JOHNSON, M. D.
PACIFIC MUTUAL LIFE BLDG.
LOS ANGELES, CALIFORNIA

June 18, 1935

My dear Doctor,

The research work of the Special Medical Research Committee of the University of Southern California has progressed to such a point that, in my judgement, it would be wise to have a general meeting of the Committee to consider certain phases of the work before we go much further. As I have just learned that our San Francisco member, Dr. Karl Meyer, will be in Los Angeles on Thursday, June 27, I am calling a meeting to be held at the California Club in Los Angeles at twelve o'clock. Luncheon will be served.

This is the first general meeting of the Committee and I am very anxious to have all of the members present. All can be present, I believe, with the exception of Dr. George Dock who is in Honolulu for several months.

This meeting is very important as some very material progress has been made in the research work and definite plans must be made for the future.

Please let me know if it will be possible for you to be present. My phone number is Mutual 3311.

Yours very truly,

SPECIAL MEDICAL RESEARCH COMMITTEE



Milbank Johnson, Chairman

Dr. Royal R. Rife
2500 Chatsworth Blvd.
San Diego, Calif.

(Copy of Night Letter received June 25, 1935)

PHILADELPHIA PENN JUNE 24

DR MILBANK JOHNSON

PACIFIC MUTUAL LIFE INSURANCE CO LOS ANGELES

SINCE NO DATE IS SET FOR THE PROPOSED WESTERN TOUR WE SHOULD
BE GLAD TO KNOW WHEN YOU AND DR RIFE EXPECT TO BE AWAY FROM
YOUR LABORATORIES WE WILL THEN MAKE OUR PLANS ACCORDINGLY
AS STATED IN OUR RECENT LETTER IT WILL BE ENTIRELY
CONVENIENT TO WAIT UNTIL SEPTEMBER

M W S SCHRAM

| | | |
|---------------|-----------------|--|
| TELEGRAM | FULL RATE | |
| DAY LETTER | DEFERRED | |
| NIGHT MESSAGE | CABLE LETTER | |
| NIGHT LETTER | WEEK END LETTER | |

Patrons should check class of service desired; otherwise message will be transmitted as a full-rate communication.

WESTERN UNION

| |
|------------|
| CHECK |
| TIME FILED |

NEWCOMB CARLTON, PRESIDENT J. C. WILLEVER, FIRST VICE-PRESIDENT

The following message, subject to the terms on back hereof, which are hereby agreed to

June 25, 1955

DR M W S SCHRAM
 THE INTERNATIONAL CANCER RESEARCH FOUNDATION
 1616 WALNUT STREET
 PHILADELPHIA PENNSYLVANIA

TELEGRAM RECEIVED SENT YOU YESTERDAY AIRMAIL LETTER
 FULL EXPLANATION STOP THE SOONER YOU COME THE BETTER IT
 WILL SUIT US

WILBANK JOHNSON

chg to Pacific Mutual Life Ins. Co.

Dr. Pefe: Please don't make any definite plan to go East until we hear from Dr Schram again - the represents the International Cancer Research Fund - Wilbank Johnson 6/25/55

Transcription of handwritten margin note on copy of telegram from Milbank Johnson to Dr. Mildred Schram, dated 25 June 1935; margin note is from Milbank Johnson to Dr. Rife:

Dr Rife: -

Please don't make any definite plan to go East until we hear from Dr Schram again – She represents the International Cancer Research Fund –

6/25/35

Milbank Johnson

RECEIVED AT

RC

STANDARD TIME
INDICATED ON THIS MESSAGE

Postal Telegraph

THE INTERNATIONAL SYSTEM

Commercial
Cables



All America
Cables

Mackay

Radio

This is a full rate Telegram, Cablegram or Radiogram unless otherwise indicated by signal in the check or in the address.

| | |
|-----|--------------------|
| DL | DAY LETTER |
| NL | NIGHT LETTER |
| NM | NIGHT MESSAGE |
| LCO | DEFERRED CABLE |
| NLT | NIGHT CABLE LETTER |
| | RADIOGRAM |

327 62 DL XU=TDPN ALPINE NJ 1 1047A

1935 JUL 1 AM 8 31

DR ROY RIFE, CARE MRS A S BRIDGES=
708 ELECTRIC BLDG SANDIEGO CALIF=

EVERYTHING READY FOR DEMONSTRATION WIRE COLLECT IMMEDIATELY
WHEN YOU CONTEMPLATE ARRIVING WILL MEET YOU AT TRAIN AND TAKE
YOU TO ESTATE WHERE I CAN PUT YOU UP DURING YOUR ENTIRE STAY IN
EAST WILL DEMONSTRATE THE PATIENT OF MOVIES FOR YOU AND HELP
YOU BECOME THOROUGHLY FAMILIAR WITH ALL APPARATUS INFORM MRS
BRIDGES WILL PAY ALL EXPENSES OF TRIP WIRE AMOUNT REQUIRED=
DR J C BURNETT,

Telephone Your Telegrams to *Postal Telegraph*

This document accessed at www.iiit.org

Patrons should check class of service desired, otherwise message will be transmitted as a full-rate communication

ALL AMERICA
CABLES



COMMERCIAL
CABLES

STANDARD TIME

Send the following Message, subject to the terms on back hereof, which are hereby agreed to

Form 2

July 1, 1935

Dr. J.C. Burnett,
Alpine, New Jersey.

Will it be convenient for you if I
arrive about June Eleventh (Stop) Will wire definitely
exact time of arrival (Stop) Will turn in expense ac-
count upon arrival (Stop) Mrs. Bridges leaving on her
trip Saturday.

R. R. RIFE

PREPAID
Chg. a/c A.C. Bridges
708 Electric Bldg. San Diego, Calif.

This document accessed at www.drg

RECEIVED AT
 5281
S. Burnett
 STANDARD TIME
 INDICATED ON THIS MESSAGE

Postal Telegraph

THE INTERNATIONAL SYSTEM

Commercial
Cables



All America
Cables

Mackay

Radio

This is a full rate Telegram, Cablegram or Radiogram unless otherwise indicated by signal in the check or in the address.

| | |
|-----|--------------------|
| DL | DAY LETTER |
| NL | NIGHT LETTER |
| NM | NIGHT MESSAGE |
| LCO | DEFERRED CABLE |
| NLT | NIGHT CABLE LETTER |
| | RADIOGRAM |

Form
16

S279 59 NL=TDNK ALPINE NJ 1

1935 JUL 1 PM 10 42

DR ROY RIFE, CARE MRS A D BRIDGES=

708 ELECTRIC BLDG SANDIEGO CALIF=

COULD YOU COME EARLIEST TO GIVE SUFFICIENT TIME FOR COMPLETING
 EXPERIMENTS BEFORE MRS BURNETT AND I LEAVE JULY FOURTEENTH
 FOR FIFTEENTH WEDDING ANNIVERSARY UNABLE BE AT HOME BETWEEN
 JULY FOURTEENTH AND AUGUST FIRST CAN GIVE YOU MOST
 MY TIME UNTIL JULY FOURTEENTH AND PLENTY AFTER AUGUST FIRST
 LEAVE DECISION YOUR DISCRETION ALL APPARATUS IN TOPNOTCH
 ORDER READY FOR WORK=

DR J C BURNETT, *Telegrams to Postal Telegraph*

Copy

July 1, 1935

DR M W S SCHRAM
1618 WALNUT STREET
c/o INTERNATIONAL CANCER RESEARCH FOUNDATION
PHILADELPHIA PENNSYLVANIA

DR RIFE WAS SUDDENLY AND UNEXPECTEDLY CALLED EAST AND WILL RETURN
TO SAN DIEGO BY JULY TWENTYSIX WE BOTH REGRET THIS DELAY HOPE
IT WILL NOT INCONVENIENCE YOU STOP THERE SEEMS TO BE NO INDICATION
THAT ANY FURTHER DELARY WILL BE NECESSARY HOPE TO SEE YOU IN SAN
DIEGO THEN

MILBANK JOHNSON

To Dr Rife for his information
[Signature]

THE QUICKEST, SUREST AND SAFEST WAY TO SEND MONEY IS BY TELEGRAPH OR CABLE

MILBANK JOHNSON, M. D.
PACIFIC MUTUAL LIFE BLDG.
LOS ANGELES, CALIFORNIA

July 2, 1935

My dear Roy,

Just a memorandum to remind you of our plans contemplating the two laboratories, one up here and your own. Following are a few suggestions as to what we need badly for one or both of the labs.

Microscopes: get all you can. We need another petrographic scope.

Photographic apparatus: We need both movie and still cameras. Also, camera for micro-photo work with such lights and other apparatus that go with it. Also, projectors, thermometers, and burettes and stands.

Spectroscopic work: We need both an analytic and photographic spectroscope.

Electrical apparatus: Get all the good meters you can. Don't overlook an electric pH apparatus. Zeiss makes a fine one. A colorimeter for determining changes in color - the photo-electric cell is the best.

Bacteriological instruments: Incubators, sterilizers - both steam and hot air for gas or electricity.

Balances and scales: For Los Angeles laboratory. You seem to have plenty of them.

Glassware: Don't forget to get as much laboratory glassware as you can. It always comes in handy, both chemical and bacteriological. Ring stands and burners.

Lathes and tools: I think I can trust you not to overlook any bets in this line.

Portable cabinets: If they are portable and easily transported, particularly if they are metal cases. Take all he will let you have

800 BURLEIGH DRIVE
SAN RAFAEL HEIGHTS
PASADENA

Dr. Rife #2

July 2, 1955

A good microtome for Los Angeles laboratory.

Constant temperature tank and chamber.

Kymographs are most useful to detect delicate muscle reactions. They run a large drum by clock work with a tracer working on smoked paper writing the exact time and extent of muscle or nerve action.

A small still to make pure distilled water for lab use.

A "General Electric" or "Frigidair" refrigerator, if not too large.

And, anything else that you find that might be useful.

Remember, Roy, that you have one failing - you are too modest and inclined not to get enough for yourself. This is a time when you can take anything you can lift without impoverishing anyone and add tremendously to our success when you get back here.

Wishing you all kinds of good luck and a pleasant trip, I am

Yours very sincerely,



Dr. Royal R. Rife
2500 Chatsworth Blvd.
San Diego, Calif.

MILBANK JOHNSON, M. D.
PACIFIC MUTUAL LIFE BLDG.
LOS ANGELES, CALIFORNIA

July 11, 1935

My dear Roy,

Inclosed is a contact print for the negative you and Dick took a few days before you left. The color which I tried to put on isn't so good. The pebbly back of that notebook which we used for background looks like a good many of the colonies had strayed outside of the test tube, but, of course, that is not true. However, it shows the growth and that is what we want to see.

I hope you had a pleasant reception when you arrived and that you are loading a whole train load of apparatus to bring to California where it will contribute so much for the benefit of humanity instead of remaining in that laboratory unused year after year.

In haste,

Yours very sincerely,



Dr. Royal R. Rife
c/o Dr. J. G. Burnett
Alpine, New Jersey

600 BURLEIGH DRIVE
SAN RAFAEL HEIGHTS
PASADENA

MILBANK JOHNSON, M. D.
PACIFIC MUTUAL LIFE BLDG.
LOS ANGELES, CALIFORNIA

July 18, 1935

My dear Doctor,

I was out to Phil's yesterday evening to see how he was getting along with the new Rife Ray machine. He has assembled all of the necessary condensers, tubes, transformers, switches, etc. Also, he has completed the frame for the cabinet which is made of angle iron, carefully shaped and arc welded so it makes a very rigid whole. This is mounted on four very strong rubber tired ball bearing casters so that it can be pushed about from place to place, or into an elevator.

He expects to have it ready by the time you reach home so that you can give it the once over. As soon as we are through with Dr. Schram, you and he can calibrate it. I certainly hope that this machine proves a success. Phil has provided for large capacities and there is ample room on the shelves to make such changes or modifications as may be found necessary upon trial.

It has been frightfully hot here for the last few days and you are not missing anything but grief by not being at home.

Remember that Dr. Schram of the International Cancer Research Foundation will be here on July 26. You certainly must be here to help entertain her, for, without you, the play would be like Hamlet with Hamlet left out. I hope we don't strike a frost like we did in Dr. Florence Sabin.

Of course I don't expect to hear from you while you are gone. I am just counting on the old adage — no news is good news. If that is true, you certainly ought to have some wonderful news to relate when you return. However, we will all be glad to see you. I hope that you have had, not only a successful time, but a pleasant relaxation from the long grind that you have been under the last year. If you are real good when you get home, we will have to let you go fishing once in awhile.

800 BURLEIGH DRIVE
SAN RAFAEL HEIGHTS
PASADENA

We had an uneventful ride home. We had lunch with Dr. Copp and Mrs. Copp at their house and reached home about six o'clock. We are all looking forward to seeing you and Mrs. Rife on the afternoon of June 7.

Yours very sincerely,

Missand Johnson

P.S. Be sure to test the new tube with a photo negative and see if it has any photo-actinic rays in it. *raj*

If so what is its penetration of Lead etc *raj*

Dr. Royal R. Rife
2500 Chatsworth Blvd.
San Diego, California

Transcription of handwritten postscript note on letter from Milbank Johnson to Dr. Rife,
18 Jul 1935:

P.S.

Be sure to test the new tube with a photo negative and see if it has any photo-actinic rays
in it. MJ

If so what is its penetration of lead etc

MJ

September 3, 1955

My dear Dr. Schram,

Mrs. Johnson and I both enjoyed the letter which you wrote us from San Francisco. Your visit to Southern California was all too brief. Next time we hope you will find it possible to spend more time with us.

I am returning your lottery ticket on the Ford. You will be interested to know that a ticket owned by Mr. W. H. Mitchel of La Jolla won the car. This was ticket No. 1009. Mr. Mitchel is a very wealthy man with a four car garage full of his own cars. He had no more use for this Ford than a pig has for a skating rink. But, he was the lucky person. So, your ticket and mine were no good.

You will be interested in hearing about your mice. As you know, we received two batches of mice: one from Yale and one from Santa Barbara. They arrived in as good shape as could be expected and, so far as their trip was concerned, no harm was apparently done.

The mice from Santa Barbara were so far gone that nothing could have saved them. As I told you, we had never been successful, even in our own inoculated mice, when the tumor was over one-eighth the weight of the entire animal. Santa Barbara mouse No. 3 died on August 25. On post-mortem we found the tumor weighed $12\frac{1}{2}$ grams and the mouse, after the removal of the tumor, only 13 grams. This would be equivalent to a 150 pound man having a 75 pound tumor. No one would expect to save him even if the tumor could be destroyed. This will give you some idea of the condition of the mouse

One of the other Santa Barbara mice jumped out of the box when we were transporting them to the machine, dropped about five feet on a

Dr. Schram #2.

September 5, 1955

cement floor, and died of a broken back.

Of course you understand, Doctor, we have never worked upon any mice except those that we have inoculated ourselves with a known virus.

We have made a careful culture of a tumor removed from one of the New Haven mice and we did not get B. I. from it. We got a small bacteria that was entirely different from either our B. I. or the *Cryptomyces Pleomorphia*. The coats of the two remaining mice from New Haven are smooth and clean and the tumors seem to us to be greatly reduced in size. It may be that they are going to get well. However, it is too soon to say. The Santa Barbara mice were quite hopeless.

The day after you left Dr. Walker of the Hooper Foundation in San Francisco arrived. He spent two weeks of very intensive work checking on our technique in preparing the cultures for the *Cryptomyces Pleomorphia*. He is to take his information home with him and repeat all of our experiments. When he gets through, we will know whether our work is a fact or imagination on our part. Having repeated the work so many times myself, I am very sanguine as to his results. I shall let you know what he finds.

I regretted very much that your visit to us had to be so hurried because it was quite impossible, in the short time at our disposal, to attempt any biological experiments while you were here. The next time you come out I hope you will not be loaded down with any other duties so that you can give your undivided attention to our work. Dr. Walker, who is an expert in his line, spent three weeks familiarizing himself with our technique and the microscope, so, in the short time you had it was impossible for you to get more than a smattering idea of what we are driving at.

We have not given all the study that we wish to the mice which you so kindly furnished us. However, when we have our pathological studies from

Dr. Schram #3.

September 5, 1935

the pathological laboratory and we have finished with these six mice, I will send you a detailed report on just what we did, giving you the markings found on the ears of each of these mice so that you will be able to use it for whatever purpose you want to. We have done some culture work and some work with the Rife Ray machine.

You will be interested to know that our new Rife Ray machine is finished and far exceeds our most sanguine expectations.

I am looking forward to hearing from you as to the progress of your work.

Yours very sincerely,

MILBANK JOHNSON.

Dr. Mildred W. S. Schram
The International Cancer Research Foundation
1616 Walnut Street
Philadelphia, Pennsylvania

September 3, 1935

My dear Dr. Gruner,

Thank you very much for the "cuttings" which you have so kindly sent me from time to time. I did not answer your good letter as promptly as I should like to have because we were in San Diego the month of August and my writing facilities were practically nil.

I was so sorry to hear that you are having trouble with your credentials. I can not help but think that a lot of the red tape to which doctors are subjected is of their own making and entirely unnecessary. I can't see why you need a license to practise medicine when you are going to do pathological and bacteriological work.

Dr. Rife returned on time from his Eastern trip and brought back with him two very wonderful machines, some very wonderful photographic apparatus which seems like a gift from Heaven as it was so timely. One machine is the largest most complete apparatus for taking moving pictures in color of microscopic specimens that is made. With this we shall be able to study the stop-motion pictures of the entire life cycle of the Cryptomyces and we should know something more about it when we get through.

The other instrument is for the same purpose with the microscope using stills instead of motion pictures. The first was made by Zeiss and the second by Leitz. The apparatus is of the highest possible type and in Dr. Rife's hands should result in some marvelous photographs.

I do wish you could be here to go through this study with us for I know you would enjoy it and your final interpretation of our findings would be of great assistance to us.

Dr. Gruner #2.

September 3, 1955

Dr. and Mrs. Copp start north to see their parents in Saskatchewan on the thirteenth of this month. Dr. Copp will no d ubt give you all of the latest news in more detail than I can in this letter. I think he will probably be able to help you out of some of your troubles with your credentials. I have asked him to do all he can for you.

I am always so glad to receive your letters that I hope you will write me from time to time as to what you are doing. I will promise to be a much better correspondent now that I am back in my office.

Please give our very best regards to Mrs. Gruner and believe me

Very sincerely, your friend,

MILBANK JOHNSON.

Dr. O. G. Gruner
866 University Drive
Saskatoon
Saskatchewan, Canada

MILBANK JOHNSON, M. D.
PACIFIC MUTUAL LIFE BLDG.
LOS ANGELES, CALIFORNIA

September 3, 1935

My dear Doctor Rife,

You will find inclosed copies of two letters, one to Dr. Schram and the other to Dr. Gruner. I am also inclosing the notes on the mice given to me by Mr. Free. Please give them to him to replace in his files.

When we are through with the study of these mice, we will brief our findings and send Dr. Schram a final copy of our report.

We arrived home safely. I do hope that you will go fishing now. Have a good time, get it out of your system, then, we will settle down to some good intensive work this fall and winter.

Very sincerely, your friend,



Dr. Royal R. Rife
2500 Chatsworth Blvd.
San Diego, California

600 BURLEIGH DRIVE
SAN RAFAEL HEIGHTS
PASADENA

MILBANK JOHNSON, M. D.
PACIFIC MUTUAL LIFE BLDG.
LOS ANGELES, CALIFORNIA

September 12, 1935

My dear Doctor,

With this letter I am sending you copies of Dr. Foord's reports on the mouse tumors for your files, a Lightning Radio Calculator-Type A which I think will interest you very much (you will remember Phil had one of them), also, a set of pictures taken by Dick of the new Rife Ray Machine.

These are rather intimate pictures and we are not circulating them. The only ones extant are this set I am sending you, a set for Phil, and a set for myself.

It was awfully good of you and Mrs. Rife to agree to come up to Belbank on September 20 and show your microscope to this bunch of mine. I do think it will be a very politic thing to do. I believe you told me one day that you had a replica of the Anthony Van Leeuwenhoek microscope. If you have, please bring it with you. I think it will be interesting to show the first and the last microscopes.

I should like very much to set up the big microscope in the fire place where we had the original instrument, and then have an ordinary microscope over on the table. Have the same object under both of them, namely, a diatom, to show a comparison of the strength of the two instruments. I don't think we need to monkey with any filter-passing forms for a crowd like this. It is too hard on you in the first place, and, in the second place, these people would not know what they saw anyhow.

I hope you can be here early in the afternoon so we will have time to set up the microscopes in good shape before the gang arrives. I will have Dick over at Belbank on that night to help you with the ordinary microscope so as to relieve you of any trouble. If you have an ordinary transformer that we can attach on a 110, V.

Light Socket - you better bring it along for the ordinary microscope.

600 BURLEIGH DRIVE
SAN RAFAEL HEIGHTS
PASADENA

Dr. Rife #2.

September 12, 1935

If it would not be asking too much, you might bring your petrographic and that slide of the onion skin which would give them some idea of the action of the variable monochromatic beam.

A few days ago I received a report from Dr. Foord of the postmortem of a guinea pig which he inoculated from some of the glands taken in the last operation from Mrs. Young, Charles' wife. It showed a distinct, but not bad, tubercular infection in the glands of the guinea pig, a few living tubercular bacilli. He said they were rather long and a few of them were beaded. He pronounced the diagnosis positively tuberculosis.

Now, it has occurred to me, that if he found no living tubercular bacilli, or anything that looks like them, in the sections of the glands *of Mrs. Young* themselves, or in a stained slide made from a caseous material taken therefrom, I am inclined to believe that in these old tubercular lesions ~~there~~ probably were so "Much" granules which, as we know, will not develop in artificial culture, nor do they show in cold abscesses very often, but, still, if injected into guinea pigs produce tubercle bacilli: maybe these Much glands are another form of the same ~~thing~~ *T.B.* corresponding to our filter passing form and we will have to get an M. O. R. for them so as to destroy them at the same time that we do the rod form of tuberculosis.


I am quite satisfied that we will run no danger in radiating with the Rife Ray moderate cases of tuberculosis. In discussing the matter with Dr. Dock, he advises by all means to take a chance and any reaction that we might obtain can probably be handled symptomatically. It will require a great deal of work to find an M. O. R. for these Much granules. You will find them described on page 224 of Kendall's Bacteriology, 2nd Edition. They are probably described in all of his editions but maybe not on the same page.

Dr. Rife #3.

September 12, 1935

Think this over and see if we can do anything about it. Now that we have a machine in which we can give two M. O. Rs. at one time, it would be easy to treat all forms of tuberculosis, both for the tubercle bacilli and the Much granules.

Very sincerely, your friend,

A handwritten signature in cursive script, appearing to read "Wilbur Johnson". The signature is written in dark ink and is positioned below the typed text "Very sincerely, your friend,".

Dr. Royal R. Rife
2500 Chatsworth Blvd.
San Diego, Calif.

September 18, 1935

Dr. Thomas Burger
or
Dr. C. Ray Launsberry
235 "A" Street
San Diego, California

My dear Doctors,

This will introduce to you Mr. Thomas Knight. He was the man who had the carcinoma over the malar bone of his left cheek that we treated at the clinic in La Jolla last year.

I am very much interested in this man. He has had some trouble with the authorities at your County Hospital and he has been a resident of San Diego County for many years.

Both of you always told me that if I ever wanted anything in San Diego at any time, you would do anything you could for me. Please do get behind Mr. Knight and see that the officials at the County Hospital give him the necessary care.

I shall personally appreciate anything you can do for him.

Yours very sincerely,

MILBANK JOHNSON.

September 18, 1935

Medical Superintendent
County Hospital
San Diego, California

My dear Doctor,

Mr. Thomas Knight, a former patient in your hospital, appeared in my office this morning in Los Angeles under very great distress. He claimed that he had left your hospital because he would not consent to the amputation of his right eye which you had recommended.

He came directly from San Diego to my office and I have had him very carefully examined here. The best expert advice that I can get is that you people are entirely right - the eye should be enucleated. Mr. Knight has consented to have it done by your staff.

I hope you will forgive him for getting panicky and refusing to have the operation done, let bygones be bygones and receive him again into your care. The old man means right. Naturally he did not understand why it was necessary to enucleate the eye. He has promised me now that he will be good and put himself entirely under the orders of the doctors in your hospital.

Mr. Knight knows your citizen, Mr. Royal R. Rife, and is very anxious to have him present at the operation. Mr. Rife's address is - 2500 Chatsworth Blvd.; phone - Bayview 0060. Please humor him in this.

I will sincerely appreciate any courtesies you can show Mr. Knight.

Yours very sincerely,

MILBANK JOHNSON.

CLASS OF SERVICE

This is a full-rate Telegram or Cablegram unless its deferred character is indicated by a suitable sign above or preceding the address.

WESTERN UNION (09)

SIGNS

- DL = Day Letter
- NM = Night Message
- NL = Night Letter
- LC = Deferred Cable
- NLT = Cable Night Letter
- Ship Radiogram

R. B. WHITE
PRESIDENT

NEWCOMB CARLTON
CHAIRMAN OF THE BOARD

J. C. WILLEVER
FIRST VICE-PRESIDENT

The filing time shown in the date line on telegrams and day letters is Standard Time at point of origin. Time of receipt is Standard Time at point of destination.

Received at 341 Plaza, San Diego, Calif. ^{Always} Telephone Main 2151
_{Open}

1935 SEP 20 AM 7 13

FA 64 11 XC=TDNW ALPINE NJ 20 959A


DR R RISE=

| MINUTES IN TRANSIT | |
|--------------------|------------|
| FULL-RATE | DAY LETTER |
| | |

708 ELECTRIC BLDG SANDIEGO CALIF=

HAVE SHIPPED FREIGHT EIGHT BOXES TOTALING TWENTY EIGHT HUNDRED POUNDS TODAY=

DR J C BURNETT.



REQ DLY 825A EG

B.V. 0080

This document accessed at www.rife.org

DR. J. C. BURNETT
ALPINE, NEW JERSEY

September 20, 1935.

Dr. R.R. Rife,
708 Electric Bldg.,
San Diego, California.

Dear Dr. Rife,

We have sent you by freight, via Erie R.R., from Closter, New Jersey, railway station, eight (8) crates of microscopic equipment, which were delivered to the Erie R.R. on September 19, 1935, all charges prepaid.

Enclosed please find "original" bill of lading covering these eight crates.

I hope they reach you in good order.

Yours very truly,


Secretary to Dr. J.C. Burnett.

September 25, 1935

My dear Dr. Schram,

The information in your letter from Darling regarding the two sets of mice was as much of a surprise to Mr. Rife as it was to me. Unfortunately the mice arrived at a rather inopportune time as your visit was immediately followed by a three weeks' stay of Dr. Walker from the Hooper Foundation. We were busy day after day teaching him the technique that we followed in recovering the B. X. so that he would be able to repeat the experiments in San Francisco.

Also, about that time, the new Rife Ray Machine had arrived at its point of construction when elaborate tests had to be made in order to synchronize the M. O. R. produced by it with the M. O. R. produced by the old machine. Now, we are in the throes of accurately charting the 14,000 possible settings on the new machine. Our next process, beginning next week, is to test its penetration, the time required in the different exposures, the different depths of lesions. So, take it altogether we are just about as busy as a bear in berrytime.

Trying to cultivate strange germs and identify them in malignant tissue is just about as difficult and tedious a job as one can undertake and does not want any interruption if a worthwhile job is to be done. I realize that any idiot can make excuses. Hence, I am not writing this with the idea of excusing myself. I am simply writing it to show you why we could not at that particular time have followed out your instructions and desires even if we had understood them. When things get settled down and we get through studying the life cycle and the means of killing B. X. and its derivatives, then, we will have time to take up some of these other subjects.

I was glad you reached home safely. You will be interested to know that a couple of the New Haven mice are still alive.

Dr. Schram - 2

September 25, 1935

This press of time and work that I have described should convince you how badly we need a grant to employ some assistance in our laboratory. We are going on anyhow, but we will naturally have to go slower unless we get assistance.

As soon as we get straightened out on some of this work that is pressing us at this time, I shall write you again. I shall be very glad then to receive some more tumorous mice and hunt for some other organism besides B. I. in their tissues.

Mr. Rife asked me to send his regards to you and please accept my own.

Yours very sincerely,

MILBANK JOHNSON.

Dr. Mildred W. S. Schram
1616 Walnut Street
Philadelphia, Pennsylvania

MILBANK JOHNSON, M. D.
PACIFIC MUTUAL LIFE BLDG.
LOS ANGELES, CALIFORNIA

September 25, 1955

My dear Doctor,

You will find inclosed a copy of a letter I have just written to Dr. Schram. This is in reply to her letter from Darling, Pennsylvania which I sent to you for your information.

Phil expects to be in your laboratory with the new Rife Machine Saturday afternoon between four and five, that is, September 28. He will return that evening. You keep the machine down there as Phil and I are planning to be in your laboratory the following Thursday morning. We will arrive in La Jolla, Wednesday evening, October 2, so that we can appear bright and early in your laboratory Thursday morning. I am anxious to go on with the tests for the penetration of the new machine.

Will you ask Mr. Free if it will be possible for him to have the horse meat ready at that time. The largest piece he can get, giving the maximum thickness for these penetration tests. If he can not get horse meat, beef will have to do.

I would suggest that you have prepared sterile petri dishes with the plain agar. Also, plenty of tubes of broth culture so that we can fill the ampules with some good growths. We had better fill the ampules in the morning that we begin work so please have some capillary pipets.

It might be wise to confine our tests to typhoid bacillus. However, if you know of any more convenient germ for study, don't hesitate to use your own judgement. The typhoid is large enough to see easily with the ordinary microscope; it is motile; it glutinates readily; and we know how it acts after the Rife Ray. So, I believe we would be apt to make fewer mistakes by using it. As I said before, use your own judgement.

I am preparing to work with you Thursday, Friday, and Saturday, if necessary to complete the tests. I think they are very important and the most accurate pains must be taken to avoid error.

600 BURLEIGH DRIVE
SAN RAFAEL HEIGHTS
PASADENA

Dr. Rife - 2

September 25, 1935

If for any reason you can not work with me the days mentioned above, please let me know as soon as you can. But, this is very distinctly the most convenient time that I can get off for any length of time.

About last Friday night out at Belbank. I have heard so many complimentary remarks about the evening. You certainly "stole the show." Your talk was wonderful and everyone from the professors to the students were much impressed. They seemed convinced of the tremendous efficiency of the big No. 3 and particularly of your knowledge of optics and microscopy

Yours very sincerely,

A handwritten signature in cursive script, appearing to read "Melvin J. Johnson".

Dr. Royal R. Rife
2500 Chatsworth Blvd.
San Diego, California

F.L.HOPE,
D.F.A.

Santa Fe

W.M.KRAMES,
T.F.A.

Freight Traffic Dept., 300 Broadway C.R.WISE,
Tel. Franklin 2101 C.F.A.

San Diego, Cal., SEP 30 1935 193

From *Christen J* Shipper *J. C. Barnett*
Shipment of *8 W Stands*

Above shipment is due to arrive in San Diego ~~SEP 2~~ 1935
This information is furnished for tracing purposes
so you may anticipate arrival. For additional records,
routing, etc., communicate with M. H. HUNTER, Chief
Clerk in this office.

F.L.HOPE, Div. Frt. Agt.

THE INTERNATIONAL CANCER RESEARCH FOUNDATION

1616 WALNUT STREET
PHILADELPHIA, PENNSYLVANIA

WILLIAM H. DONNER, PRESIDENT
ARTHUR V. MORTON, VICE-PRESIDENT
MILDRED W. S. SCHRAM, PH.D., SECRETARY
FIDELITY-PHILADELPHIA TRUST CO., TREASURER

SCIENTIFIC ADVISORY COMMITTEE
JAMES EWING, M.D.
BURTON T. SIMPSON, M.D.
FRANCIS CARTER WOOD, M.D.

ADMINISTRATIVE TRUSTEES
WILLIAM H. DONNER
THOMAS S. GATES, LL.D.
ARTHUR V. MORTON
HON. GEORGE WHARTON PEPPER
EDWARD R. WEIDLEIN, D.Sc., LL.D.

October 4, 1935

Mr. R. R. Rife
2500 Chatworth Boulevard
San Diego
California

My dear Mr. Rife:

A letter from Dr. Riker, of the University of Wisconsin, advises that he has sent you, in accordance with our request, a culture of the organism which causes tumor-like growths on the stems of certain plants. It is our understanding that Dr. Riker included directions for growing the Phytomonas tumefaciens.

As you no doubt recall, Dr. Johnson asked that a culture of this organism be supplied, as he wished to study it.

The mice bearing the benzanthracene tumors will be sent whenever you are ready to use them.

Wishing you the best of luck, I am

Yours very truly,

M. W. S. Schram

MWSS/b

MILBANK JOHNSON, M. D.
PACIFIC MUTUAL LIFE BLDG.
LOS ANGELES, CALIFORNIA

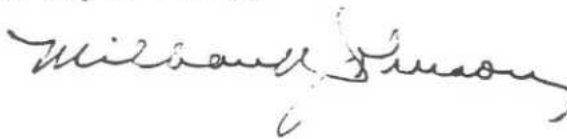
October 7, 1935

My dear Doctor,

I am just sending you by express the old X-ray tube and also the three plate holders which you said you needed. There is enclosed with the above a print of the negative which you made of our experiment. I hope you will be pleased with it.

Let me know how you get on with the assembling of the photographic machines.

Yours very sincerely,

A handwritten signature in cursive script, reading "Milbank Johnson". The signature is written in dark ink and is positioned below the typed closing "Yours very sincerely,".

Dr. Royal R. Rife
2500 Chatsworth Boulevard
San Diego, California

600 BURLEIGH DRIVE
SAN RAFAEL HEIGHTS
PASADENA

Dear Roy:-- The 2 releases are 1 for free patients & 1 for pay patients. I thought that if a rich patient presented himself, we might ask a fee for the use of the work & this help support the Clinic. J.J.

MILBANK JOHNSON, M. D.
PACIFIC MUTUAL LIFE BLDG.
LOS ANGELES, CALIFORNIA

October 8, 1935

My dear Dr. Rife,

We are about ready to begin our clinical work with the new Rife Ray Machine which seems to be a great success. It has much greater power and penetration than the original which we used last summer.

There are many improvements in this machine which are possible through the great improvements made in radio technique. There is not a moving part, for example, in our new machine and hence we expect it to have a much longer life with harder usage.

We believe it wise to protect the members of the Committee and the physicians from suits for damages. Your Chairman, therefore, has had prepared by experienced lawyers two forms of release which I am submitting to you for your suggestions or approval. Kindly read them over very carefully. Consult any attorney you please if you so desire, and return them to me as promptly as possible as we are about ready to start.

We have tested the machine out very thoroughly both on animals and on cultures, and so far as we can see, it leaves nothing to be desired.

Hoping that you will examine and return the releases to me with your comments as quickly as possible, I am

Yours very sincerely,

Milbank Johnson Chairman

Special Medical Research Committee of
the University of Southern California

Dr. Royal Raymond Rife
2500 Chatsworth Boulevard
San Diego, California

Transcription of handwritten sidenote to letter, Milbank Johnson to Dr. Royal R. Rife,
8 October 1935.

Dear Roy: - The 2 releases are 1 for free patients & 1 for pay patients. I thought that if a rich patient presented himself, we might ask a fee for the use of the work & this help support the clinic. MJ

San Diego, California.
October 8th 1935.

Dr. J. C. Burnett
Alpine, N. J.

Dear Dr. Burnett,

I knew that you will be pleased to hear that the equipment all arrived in perfect condition and that it is all installed and ready to be adjusted and put to work. Have built new bases for the high power microscopes and they fit the equipment perfectly. I only wish you could be here for the starting of the picture making as I anticipate some marvelous results and knew how greatly interested you would be in predicting pictures of things never before visible to the human eye.

I want to tell you again how grateful I am for the opportunity you have afforded me with this equipment and also to tell you that the way the equipment was crated for shipment was nothing short of perfection.

Will keep you advised as to the progress made and hope that you may personally inspect and enjoy the work in the near future.
My kindest regards to both you and Mrs Burnett,

I am sincerely yours,

MILBANK JOHNSON, M. D.
PACIFIC MUTUAL LIFE BLDG.
LOS ANGELES, CALIFORNIA

October 10, 1935

My dear Doctor,

I am sending you under separate cover Volume V of "Researches on Fungi" by A. H. Reginald Buller. This is a very late work and seems to me very apropos of our problem right now. I would suggest that you study it very thoroughly and I want to call your attention particularly to the marked paragraph on page 133 on the death of cells in hypha, and on page 134, how the hypha cells were killed with a needle. I believe a little experimenting would show you how a dead hypha cell looks.

I would suggest that you set up a slide with a hanging drop planted with the cryptomyces pleomorphia. Set your machine and the microscope together. After it gets to growing, start out and set one of the groups to the MOR of BX. Then with the other group, start with a certain switch on Group 2 beginning at zero. Give one minute exposure, wait about fifty minutes, and then see if there is any change. Then move the dial of Group 2 up to ten and give another minute exposure, waiting about fifty minutes and then examining it carefully. Go on that way throughout the dial and you will get through about one switch a day. Pretty soon you will find some setting that will kill the organism. Mind you, you are running at every exposure Group 1 on the BX MOR.

If you got this setting started, Jack could do the microscope work and if he got any change, he could call your attention to it. That would save both your eyes and your time. It is very important that we find the MOR of this fungus before I start in with the clinical work in the hospital with this new machine.

I am enclosing in this letter a suggestion of a method of finding the MOR of the Much Granules in tuberculosis. I would like to know what you think about it, whether it is practical or not. After our experiments last week, I am perfectly satisfied that a three-minute exposure with the MOR of the tuberculosis bacillus and the MOR of the Much Granule will destroy every tubercular germ in the human chest.

600 BURLEIGH DRIVE
SAN RAFAEL HEIGHTS
PASADENA

I know you are busy as the deuce and there are a lot of things you would rather do, but it would not take you very long at least to make a set-up on the fungus and get that started, and it might mean the difference between success and failure in my work in the clinic.

Wishing you all kinds of good luck and hoping that you will not vote me the darndest nuisance on the block, I am

Sincerely, your friend,

Wilbur Johnson

P.S.

Tell Jack that I am still waiting for his full report on the experiment that we did on the 3^d of Oct.

WJ

Dr. R. R. Rife
2500 Chatsworth Boulevard
San Diego, California

Transcription of handwritten postscript to letter, Milbank Johnson to Dr. Royal R. Rife,
10 October 1935.

P.S.

Tell Jack that I am still waiting for his full report on the experiment that we did on the 3d
of Oct. MJ

DR. J. C. BURNETT
ALPINE, NEW JERSEY

October 12, 1935.

Dr. R.R. Rife,
712 Electric Bldg.,
San Diego, California.

Dear Doctor,

Relative to the eight cases of microscopical equipment that we sent you on September 19, 1935, will you please let Dr. Burnett know just as soon as you have received and checked this equipment.

Dr. Burnett has this equipment insured and naturally the insurance company will want to know of the condition of the equipment on arrival at the earliest possible moment.

I hope you are well and that you are still progressing with your searchings into the secrets of the worlds beyond the sight of the naked eye.

Best wishes,

Sincerely yours,

E. G. Danells
Secretary to Dr. J.C. Burnett.

MILBANK JOHNSON, M. D.
PACIFIC MUTUAL LIFE BLDG.
LOS ANGELES, CALIFORNIA

October 12, 1935

My dear Dr. Rife,

At the request of Dr. Johnson, I am today mailing you his copy of "The Genera of Fungi" by Frederic Edward Clements, Ph.D. At the back of this book you will find the glossary of terms relating to fungi which he mentioned in a previous letter.

Sincerely yours,

Margaret Winter

Acting Secretary to Dr. Johnson

Dr. R. R. Rife
2500 Chatsworth Boulevard
San Diego, California

October 15, 1935

My dear Dr. Schram,

Your airmail letter of October 11 has just been received. You will be interested to know that the new Rife Microscope is finished. It gives 10,000 X magnification with a 1/12 oil immersion and 15,000 X magnification with a 1/18 oil immersion. It is a perfect little beauty.

The No. 5 instrument which you saw embodies, of course, the same principles as the new microscope, but the new microscope has been wonderfully simplified. While the magnification of the old microscope gives up to over 30,000 X, many complications are encountered in such an enormous magnification.

The new instrument, which I call No. 4, is a monocular instrument with an observation tube, also monocular, which makes it thoroughly practical for photographic purposes. It has a very much simplified stage because there is no polarizing apparatus on the new instrument, the focusing is much easier. The light transmission at these lower magnifications is very perfect. The instrument is simpler to use and much cheaper. While the No. 5 microscope which you saw could not be reproduced for less than thirty to thirty-five thousand dollars, it is hoped that this instrument can be sold by some optical firm within a cost not to exceed one thousand dollars. This price would make it entirely practical for any research laboratory.

No arrangements have yet been made definitely with any optical company to handle the instrument. As it was built at the request of one of the optical companies, they probably will be more interested in it than any other. No definite commitments have been made either way. When anything is done of a definite character, I shall let you know. Please thank Mr. Donner for his offer of assistance and when the time arrives when he can be of assistance in placing the microscope, I shall certainly call upon him.

October 15, 1935

I have read the article of Dr. Leo Loeb's on page 351 of Science for October 4, but I regret that I have no opinions to express as I know very little, or nothing of hormones and internal secretions. Much less of the internal secretions of the pituitary bodies. Even the best known and longest known secretions of the thyroid gland and the suprarenals and the relation of one to the other, so far as I can understand, are still only slightly and imperfectly known. However, the article shows very careful work and should be a credit to the International Cancer Research Foundation which has fathered the work.

You have probably noticed that I have said nothing as yet about going on with your mouse experiments. I am going down to San Diego the end of this week and Mr. Rife and I shall discuss your letter then. After that I will write you what we can do. I don't think you can really appreciate what it means to culture three unknown organisms, if there are that many, ascertain the MDR for each of the, and later on to take a series of animals and attempt to destroy that organism. As you know, our work thus far has been devoted exclusively to human cancer, and a single organism which we have found up to this time always present in human cancer has taken a tremendous lot of time already to study the life history and the life cycle of that one. Of course we have studied this organism through mice and rats but we are a long ways from fully completing the study. I am not altogether sure that Mr. Rife or our Committee would wish to drop that work and undertake this much larger problem of studying the different hyperplasias and tumours that might occur in different strains of mice which may or may not have a relation to human carcinoma.

We have just set up the two photographic machines - the moving picture stop motion of Zeiss and the still micro-photographic machine by Leitz. When we get that to function, there will be several weeks work in just photographing the life cycle of the cryptosyces pleomorphia.

The new Rife Ray Machine is finished and its tests have come out so satisfactorily that we are all anxious to get it to work on some clinical cases and we are bending every effort to that end. However, eventually somebody will have to do the work in which you are interested. If we can get any time in the near future, we shall let you know. However, don't send any nice until we are ready to do something with them as it would be too bad to waste good material.

Dr. Schram - 3

October 15, 1955

From what I have said I don't want you to jump to the conclusion that we are not interested in your side of the problem because we are, but with the limited means at our disposal we don't like to break into our planned procedure at this most interesting juncture of the work. You know in mountain climbing better progress is made to keep going up and up all the time. If you stop and go back every once in awhile, you are very apt to wear yourself out and waste your energies and never reach the top. This is about all I can say until I have discussed the matter fully with Mr. Rife. We will come to some definite conclusion at the end of this week.

You might suggest to Mr. Donner that the winter is coming on now and instead of his going to Florida or Bermuda, he might come out to California for a little trip, then I could have the pleasure of showing him our work. He does not have to be a trained pathologist to appreciate what we are driving at.

An revoir until next week.

Yours very sincerely,

MILBANK JOHNSON.

Dr. Mildred W. S. Schram
The International Cancer Research Foundation
1616 Walnut Street
Philadelphia, Pennsylvania

MILBANK JOHNSON, M. D.
PACIFIC MUTUAL LIFE BLDG.
LOS ANGELES, CALIFORNIA

October 15, 1935

My dear Dr. Rife,

You will find inclosed a copy of a letter which I just received from Dr. Schram, also, my reply. I am sending you this early in the game so you can think over what we will decide on when I get down there. I have expressed my views to her rather plainly.

I am also inclosing a copy of a chart prepared for me by Phil which shows the frequencies in kilocycles of the different M. O. R.'s we have worked with. Opposite these frequencies you will find the proper switch and settings on both groups. Also, you will find the limits of the frequencies of the different switches in the different groups. Now, in looking over the frequencies representing the M. O. R. of certain organisms, I find that the typhoid rod has 760 kc. and just above that you will find that the typhoid filter passing has 1445 kc. - that is almost an exact harmonic of the rod.

Assuming that the banana might represent the rod form of the cryptomyces pleomorphia - on the same plan let us assume that B. X. is the filter passing form of this same organism. If that is so, we should kill the rod, it being the harmonic of the rod form, at 800 kc. This 800 kc. will come in group No. 2 on switch 6. A reference to the proper chart under Group No. 2 would give the exact setting to get 800 kc. This is just a chance and I have no assurance that it will work out, but I think it is worth trying so I think I would try on switch 6 in Group No. 2 for your first effort to kill the fungus, or rather to kill the bananas. But, of course, go on through the whole series if necessary.

As I told you over the phone the other day, Dick and I will probably drive down Friday afternoon. We will go directly to the El Cortez and see you Saturday morning. Phil will drive down Saturday morning with the truck and bring the No. 4 machine back with him.

600 BURLEIGH DRIVE
SAN RAFAEL HEIGHTS
PASADENA

(Manual for Rife Ray Machine #4)

Dr. Rife - 2

October 15, 1935

I hope you find that the new photographic apparatus meets your fullest expectations and I am looking forward to Saturday with great anticipation to seeing what you can produce. I would certainly like to see some pictures of diatoms taken on the still machine with your new microscope but that will work out in time I guess.

Yours very sincerely,

A handwritten signature in cursive script, appearing to read "Wilbur J. Lusk". The signature is written in dark ink and features a long, sweeping underline that extends to the right.

Dr. Royal R. Rife
2500 Chatsworth Blvd.
San Diego, Calif.

San Diego, California.
October 17th 1935.

Dr. J.C. Burnett,
Alpine N.J.

Dear Dr. Burnett,

I fear that my letter advising you that the equipment arrived in perfect condition has gone astray and hasten to repeat it in answer to Mr Daniells note of October 12th.

The eight boxes wonderfully crated arrived in perfect condition the apparatus is all set up and working perfect. The No 3 microscope fits exactly and gives wonderful results. So wish you were here to see personally the start of the work you have made possible for me to carry out.

Thanking you again for all of your kindness and wishing for you and Mrs Burnett all happiness.

I am sincerely yours,

C O P Y

THE INTERNATIONAL CANCER RESEARCH FOUNDATION
1616 Walnut Street
Philadelphia, Pennsylvania

October 17, 1935

Dr. Milbank Johnson
Pacific Mutual Life Building
Los Angeles
California

My dear Doctor Johnson:

In thinking over the confusion in regard to the purposes of our supplying certain tumor-bearing mice for your researches, it has occurred to me that there might be similar confusion, in your mind and that of your collaborator, as to the object of our requesting that this work be done. Accordingly, we should like briefly to summarize our conversation on this point.

It was explained that, with the favorable outcome of the tests as planned, there would be provided a clear-cut case, with every phase of which a representative of the Foundation was familiar, for presentation to those authorities of the Foundation whose responsibility it is to pass on grants in aid of research.

The experiments as discussed were outlined in our letter to you of October eleventh.

If it should become possible for you to push these tests (which, we realize, are of little interest to you, but, judging by past experience, are essential preliminaries here) it would hasten the time when your request for assistance could receive proper consideration.

It is earnestly hoped that you will not misunderstand our writing you thus. It is done merely as a friendly suggestion.

Yours very truly,

M. W. S. Schram (Signed)

C O P Y

UNIVERSITY OF CALIFORNIA
The George Williams Hooper Foundation
The Medical Center
SAN FRANCISCO

October 18, 1935

Dear Doctor Johnson,

The copy of the results of your test of the Rife ray on typhoid organisms would appear to establish conclusively the efficiency of it to kill these organisms in the tissues. If the ray should prove equally efficient in killing other pathogenic microorganisms, it would be the greatest discovery in the history of therapeutic medicine.

I have obtained material from one breast carcinoma, from which the cultures were negative for Cryptomyces. The tumor was diagnosed by the pathologist as a scirrhous (fibro-) carcinoma, and may not have been a suitable case. I will discuss with you this case and the whole matter when you come up next week.

Doctor Meyer is ill, and we have been fearful that he had contracted a laboratory infection with some of the diseases he is working. However, this morning his temperature is down and he is feeling better.

Yours truly,

E. L. Walker (Signed)

MILBANK JOHNSON, M. D.
PACIFIC MUTUAL LIFE BLDG.
LOS ANGELES, CALIFORNIA

October 22, 1935

My dear Jack,

Will you please look up your records and send me the M. O. R. of Staphylococcus Pyogenes Aureus and Staphylococcus Pyogenes Albus.

I think that they were taken very carefully last summer when we were treating Wayne Grayson. While I have his clinical record here, the actual M. O. R. was recorded in the daily dairy of the clinic which was in Dr. Rife's files.

Please mail this to me if you can find it and oblige,

Yours very sincerely,

Milbank Johnson
M.B.

*Aureus -
~~Alb~~ 546 meters*

Mr. Jack Free
2500 Chatsworth Blvd.
San Diego, Calif.

Albus -

San Diego, California.
October 26th 1935.

Dear Dr. Johnson,

On going thru our files I find the M.O.R. for Staphylococcus Pyogenes Albus is set at 546.0 meters. We have no setting record for the M.O.R. of Staphylococcus Pyogenes Aureus.

My records show that on the Rife Ray Machine No. 4 the setting 478 K.C..S.7..D.27.2..Group 1... or..S.7..D.44.5..Group 2... for Staphylococcus. Have you the facilities for culturing Staph. and testing, if not, we can and send it up for a shot on No.4 then you will be sure that your setting is correct.

Dr. Rife arrived safely last night and the trip did him good. So glad that Dr. Walker managed to get a B.X. even if it was a weak one. That will encourage him even if he has to work with old antiquated equipment and maybe soon he can have one of the new No.4 micros to work with.

So glad to hear that Mrs Johnston is feeling better give her my best regards please and let me know when the machine is set up and where and what the office hours are so I can refer some of these people down here to you.

Yours very sincerely, JACK RIFE

MILBANK JOHNSON, M. D.
PACIFIC MUTUAL LIFE BLDG.
LOS ANGELES, CALIFORNIA

October 29, 1955

My dear Doctor,

I am sending you that cigarette lighter which I am very fond of. You kindly said that you thought you could make it hold gasoline. It leaks and is utterly impractical in the condition it is in. I don't want to bother you with this but, if you can fix it up at your convenience, I should certainly appreciate it.

Next morning after you left, I ran out to the Hooper Foundation to call on Dr. Walker, just a social call. From what he and his assistants said they seemed to have enjoyed your visit very much and are looking forward to the time when you can go up there with your No. 4 microscope and show them some of the wonders of the world.

I still think it was of vital importance that you should have gone to San Francisco as you did and I want to thank you for the sacrifice in time that you made. You must acknowledge that they were discouraged when you got there and now they are lighting into things with renewed zest.

I have not yet made up my mind just what I am going to do with Dr. Schram. I am still thinking about it. So, I have finally decided that I would write the letter and take it up to Mr. Cochran and see what he thought about it.

The No. 4 Rife Ray^{machine} is now installed in the Santa Fe Hospital and we will begin serious work on it with patients next Thursday.

I had a dandy letter from Arthur Kendall last night. He said that within a month or so he thought his article on Bacteriophage would be published and he would let us know. He said he received your letter acknowledging receipt of the microscope.

Very sincerely, your friend,



Dr. R. R. Rife
San Diego, Calif.

600 BURLEIGH DRIVE
SAN RAFAEL HEIGHTS
PASADENA

MILBANK JOHNSON, M. D.
PACIFIC MUTUAL LIFE BLDG.
LOS ANGELES, CALIFORNIA

October 29, 1935

My dear Jack,

Thanks for your letter of October 26
in re the M. O. R. of Staphlococcus.

The machine has been set up at the
Santa Fe Hospital which is located at the
corner of East Sixth Street and St. Louis Street
in Los Angeles. Our hours have not been set
definitely. Anyone you want to refer to us had
better be sent to my office.

I do not want to undertake new cancer
cases until we get the M. O. R. of the bananas.
I hope you are still working on them. I believe
the time of treatment and the effect of the Ray
will be very much improved when that is obtained.
Then, we can give the B. X.-M. O. R. and the
banana M. O. R. with a better chance of complete
success.

Hope you received the tickets I sent
you yesterday. *for the Exposition.*

Yours very sincerely,



Mr. Jack Free
2500 Chatsworth Blvd.
San Diego, Calif.

600 BURLEIGH DRIVE
SAN RAFAEL HEIGHTS
PASADENA

UNIVERSITY OF WISCONSIN
COLLEGE OF AGRICULTURE
MADISON, WISCONSIN

DEPARTMENT OF PLANT PATHOLOGY

November 5, 1935

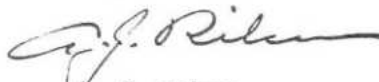
Mr. Royal R. Rife
San Diego,
California

Dear Dr. Rife:

I am very much interested in the results you may secure, although I am sure you will find the culture I sent you both pure and pathogenic. I shall be glad to replace it if there is any question about it.

Under separate cover I am sending a recent publication about crown gall which may perhaps interest you.

Very truly yours,



A. J. Riker
Professor of Plant Pathology

AJR:JR

Copy

THE INTERNATIONAL CANCER RESEARCH FOUNDATION
1616 Walnut Street
Philadelphia, Pennsylvania

November 11, 1935

Dr. Milbank Johnson
Pacific Mutual Life Building
Los Angeles
California

My dear Doctor Johnson:

Your letter of November first was duly received.

As you know from experience, the subject of cancer is such that it is, first, of tremendous emotional appeal, and secondly (perhaps consequently?), one which makes those dealing with it from the scientific side claim Missouri as their native state.

Therefore a plan was suggested to you, favorable outcome of which would make possible an application through the regular channels of the Foundation. In your words, it would be a fait accompli, which would serve as basis for your request for a grant to aid in extending your researches.

It is regretted that your disinterest in this plan was not indicated when it was presented to you. It was your expressed willingness that led to the procuring of cancer-bearing mice, by special request and in such haste that air mail was invoked.

In your recent letter you state that you have devoted yourselves entirely to the study of human cancer. It was my understanding that you all had worked with cancer in rodents, and that the tumors of which pieces were given to me, were from rodents, and were the produce of the Rife laboratories.

Be that as it may, you are assured that the Foundation does not wish to importune you in any way, and especially not (since it can not undertake to underwrite them) to the extent of your undertaking studies which you think will be unduly expensive and which you do not care to do.

By the way, a copy of "Below Ten Metres" was obtained by writing to the publisher.

Yours very truly,

M. W. S. Schram (Signed)

MILBANK JOHNSON, M. D.
PACIFIC MUTUAL LIFE BLDG.
LOS ANGELES, CALIFORNIA

November 18, 1935

My dear Doctor,

You will find inclosed a copy of a letter just received from Dr. Schram, also, a copy of my final reply. These are for your information.

We started out from La Jolla for Los Angeles yesterday afternoon about three o'clock and came home in the pouring rain. But, we arrived without incident and were sure glad to get here.

Very sincerely,



P. S. The copy of "Below Ten Meters" mentioned in Dr. Schram's letter referred, I think, to that series of spectra which we showed her in your laboratory which shows the sun ~~and the~~ photospectrum, as well as the radio spectrum.

M. J.

600 BURLEIGH DRIVE
SAN RAFAEL HEIGHTS
PASADENA

November 13, 1935

My dear Dr. Schram,

This letter is written to you, not to carry on a fruitless discussion, but simply to correct an impression that you seem to have that we have been working with spontaneous mouse tumors. The only tumors that we have worked with in mice are those inoculated by ourselves from the filtrate obtained from human cancers. We have not used any of the so-called groups or strains found in any other laboratories or those which have been produced by tissue inoculations from other mice. There is a great deal of difference. Furthermore, when we have completed our work, we shall not need any help from any cancer foundation fund.

Would you be good enough to return to me the confidential report, which you have, made by Dr. Gruner on our work, as well as, such other confidential reports that you may have in your files pertaining to our work?

Thanking you for the courtesies which you have shown us in the past and wishing you good luck in the study of the cause and cure of human cancer, I am

Yours very sincerely,

WILLIAM DORR RIFE.

Dr. M. W. S. Schram
The International Cancer Research Foundation
1616 Walnut Street
Philadelphia, Pennsylvania

UNIVERSITY OF CALIFORNIA

The George Williams Hooper Foundation

The Medical Center

San Francisco

November 22, 1935.

Milbank Johnson, M. D.
Pacific Mutual Life Bldg.
Los Angeles, Calif.

Dear Doctor Johnson:-

No growth of *Cryptomyces* has developed in the culture from the first case of breast tumor. Negative results have been obtained also from four mouse carcinomata. Another case of suspected breast tumor at Stanford University Hospital proved not to be malignant. All of the San Francisco hospitals have been recanvassed and I am hopeful of obtaining more material soon.

Yours truly,

E. L. Walker (Signed)

BL

MILBANK JOHNSON, M. D.
PACIFIC MUTUAL LIFE BLDG.
LOS ANGELES, CALIFORNIA

November 25, 1935

My dear Doctor,

The copy of a letter I received from Dr. Walker was mailed to you accidentally before I had an opportunity to add something to it. So, here goes.

I wish you would write to Dr. Walker and find out what seems to be the matter up there. I don't want him to get discouraged and quit trying. I can't understand first, why he gets so darn few cases; and second, why he isn't able to grow that organism. I believe if you would write to him you might cheer him up a little.

Phil was in this morning and showed me the oscillograph and told me what you people had been doing with it. I think it is perfectly marvelous that, at last, you have found something we can use as a yard stick and quit guessing on the Rife Ray. I told Phil that, when he could make up his mind just which oscillograph he wanted to buy, I would be very glad to give him a requisition for one, because I think we should have one to watch what we are doing. Phil tells me that you are planning on getting one also. That would be fine, but I hope that you and Phil buy yours together so that we will have two instruments that absolutely match each other. Then, the records that you make down there can be adjusted to our machine up here, and vice versa. It would simplify our work immensely if the two oscillographs were thoroughly synchronized.

While you have the machine down there, I hope you and Jack are working on those bananas so we can get an M. O. R. for them, if possible. As soon as you send Phil and the machine back, I am going to start Phil on making your machine. ~~He has~~ some of the stuff already but everything has been shot to pieces by this interruption. However, I think that this interruption has been well worth the time, inasmuch as you have succeeded in


Dr. Rife 2.

November 25, 1935

finding how to read the oscillation.

Please write to Dr. Walker and cheer him up. Maybe you will have to go up there yet with your No. 4 microscope and give him another shot in the arm.

Yours very sincerely,

A handwritten signature in cursive script, appearing to read "Milband Johnson".

Dr Royal R. Rife
2500 Chatsworth Blvd.
San Diego, Calif.

COPY

November 26, 1935

My dear Doctor,

Thank you for your letter which I received yesterday. I note what you say and I deduct from it that you are not having very much luck. Of course, I would not expect you to get the B. X. or the Cryptomyces Pleomorphia from ordinary mouse tumors. We have obtained them only from the mouse tumors which had been caused by the injection into the mice of B. X. which we had obtained previously from human carcinoma.

You will remember the mice that we had from Dr. Schram. We made a culture from them, and, while we got a bacillus, it was not a fungus. None of us seems to know what it was. That was the usual findings with both spontaneous mouse tumors as well as those due to tissue transplantation.

If I were you, I think I would inoculate some of your Gruner medium with the known B. X. which you received from Dr. Rife. I know Dr. Rife told you not to incubate it after transplantation. But, I do believe that you will get a better growth where you start the B. X. obtained from human cancer if you will incubate it, at least until it shows a growth. You know these B. Xs., after having been in the human being for goodness knows how long, have to have a little coaxing to make them start growing.

I sent a copy of your letter down to San Diego and Dr. Rife, no doubt, will answer you directly. If you need any help up there, don't hesitate to call on either one of us. For some reason or other, I never could find out why it was so difficult for most people to handle these filter passing forms. We have had no trouble with them at all, but I know men all over the world have had trouble with them. I was in hopes that you would avoid trouble by having the K Media base right from Dr. Kendall's own laboratory.

Dr. Rife has finished his new microscope No. 4 and it works beautifully. We both want to help you in any way possible, but we don't want to interfere with your doing your work independently of us. It is a very important and complicated problem and we want to do anything in the world that we can to insure your success.

I don't know whether or not I sent you a copy of the growth that we got, but I am inclosing one for your information. I think this work was done while you were in the laboratory,

maybe not.

Give my very best regards to Dr. Meyer and
believe me

Yours very sincerely,

WILBANK JOHNSON

Dr. E. L. Walker
University of California
The George Williams Hooper Foundation
The Medical Center
San Francisco, California

This letter may cross one from
you, but no matter.

366 University Drive
Saskatoon, Sask.
Dec. 1-35

My dear Dr. Johnson

I am just going to say a few words about my position here, by way of answering more clearly your phone enquiry the other day. Naturally, I was rather taken unawares, and as it happened there was a doctor close by who was impatiently waiting for me to attend to something: which made my answers less pertinent than they should have been. I am sorry too, that I did not take the golden opportunity of enquiring after your welfare, yours and Mrs. Johnson's.

When I left Montreal in October (after the Exam.), Dr. Archibald impressed on me not to enter into any agreement with the hospital here, as he hoped to be able to get finances for me to return to McGill next May, or so. However, I was not intending to make any agreement anyway, because conditions here are only for the young! Besides, as to the hospital, they cannot develop the pathological department properly for quite a long time yet, and I do not feel like waiting for that in any case. However, I suppose that if I proposed going away at the present time, there would be some fuss about it, which would hardly be appeased by an offer to get a substitute; and it is very doubtful if I could get a substitute; certainly not at a few week's notice.

All the same, I have made no secret with the chief men of the hospital about Dr. Archibald's claiming me at whatever time he found he could arrange it. So, in the same way, if I went to Dr. Rife - that would be on the same principle - that I hold myself available to take up cancer research again, if opportunity offers.

The conditions of appointment are peculiar. I do not know actually who appoints me. Everything is done verbally. The Sister Superior decides; it is she who wanted me to "sign on" before I went up for the exam., claiming that all the internes had signed on for a year, and that I ought to do the same.

That, therefore, is my position. But I can say to you that I am willing to seek release from here; that the time it would take to get clear cannot be stated exactly, but I would endeavor to make it as short as possible; that our actual packing up, etc, would not take more than a few days - as the bulk of the goods (equipment) - (There would be a question--is there any kind of equipment one should bring with one? I suspect it would cost less to get things fresh,) - sent to S. Paul's at first has been removed, with a view to re-shipment to McGill (where it belongs). I realized some weeks ago that I could not undertake serious research at the hospital, owing to the bulk of routine work, and innumerable interruptions and therefore I might as well return their property to them anyway.

Of course, I ought to mention about Dr. Archibald - is your suggestion by any chance connected in any way with him: namely by way of your friends at Pasadena? I mean, is he perhaps agreeable to your suggestion-

COPY

THE INTERNATIONAL CANCER RESEARCH FOUNDATION
1616 Walnut Street
PHILADELPHIA, PENNSYLVANIA

December 10, 1935

Dr. Milbank Johnson
Pacific Mutual Life Building
Los Angeles
California

My dear Doctor Johnson:

Life continues to be just one thing after another, so that delays in accomplishing letters seem inevitable. This is especially to be regretted at this time, when one knows that you are awaiting word regarding the consideration of your request.

I am sorry to have to report that the result was not other than had been expected, i. e., action was deferred, pending additional information. So we should like to have as detailed information as possible of the human cases which have been treated by the Rife Ray. This should include biopsy slides and reports, case histories, present condition of patients, et cetera. // A description of the Rife Ray Machine, as complete as its originator is willing to submit, would also be of value. The material will be put in order for presentation to the next meeting of our Advisors. All will be held confidential.

It would be advantageous also to have a quite complete outline of your plans for the future in this connection, in addition to the studies of Doctor Gruner's organism, and of Bacillus I.

It is good of you to suggest that Doctor Gruner's first work, in the event of your receiving a grant, would be to carry out the suggested tests on mice. However, this will not be necessary after a grant is assured. The object of these tests was to provide scientific basis, with data on known experimental animals, for your application. If it should eventuate that such human material as you are able to supply prove sufficient, animal studies of the kind suggested would not be necessary.

In the thought that a letter from him would be a valuable addition in presenting your case, a statement was requested from Doctor Dock. To date, however, our communication has received no reply. We most earnestly hope that this does not mean that Doctor Dock is not well.

The question of a trip to California has been discussed with Mr. Donner, and it is quite possible that he may be out there before Spring.

Yours very truly,

M. W. S. Schram (Signed)

COPY

THE INTERNATIONAL CANCER RESEARCH FOUNDATION
1616 Walnut Street
Philadelphia, Pennsylvania

December 11, 1935

Dr. Milbank Johnson
Pacific Mutual Life Building
Los Angeles
California

My dear Dr. Johnson:

I was glad to have your kind permission to discuss the Rife microscope with the microscopist at the University of Pennsylvania. He was, obviously, greatly interested, wished that he could "look through it", wished California weren't so far away, et cetera. In the course of our conversation, however, it developed that Mr. Ott, of the Spencer Lens-American Optical combination had talked with him about the Rife microscope, expressed his hope of seeing it and its designer, and his disappointment in failing to do so.

It seems that Mr. Ott's representative for the California district wished to have an opportunity of seeing Mr. Rife and examining the microscope with a view to possible arrangements for reproducing the instrument. Perhaps it should be explained that Mr. Ott's interest was aroused by Dr. Charles Chamberlain, the veteran microscopist of the University of Chicago, who has been his friend for years (and who, by the way, is acquainted with Mr. Rife). Mr. Ott is under the impression that his representative failed to accomplish the purpose of his visit to the Rife Laboratories. Did this individual "bo at it wrong", or were there commitments to another firm?

Please do not misunderstand this questioning. It is undertaken purely in the interest of advancing our knowledge of the so-called ultra-microscopic by putting Mr. Rife's apparatus in the hands of qualified investigators. Who builds the instrument is of no moment to us, with the obvious exception that it be done by an organization unexcelled in such work.

In case you do not know about him, it may be well to add that Mr. Ott has the reputation of being sincerely interested in advancing microscopy for the sake of science, and that his outlook is not clouded by the commercial aspects of his connections. It is my understanding that his Company has such a large fund for developing new research instruments that it does not have to hesitate unduly because of the possibility of delayed financial return from such undertakings.

Yours very truly,

M. W. S. Schram (Signed)

UNIVERSITY OF CALIFORNIA
THE GEORGE WILLIAMS HOOPER FOUNDATION
THE MEDICAL CENTER
SAN FRANCISCO

December 13, 1935

Doctor Royal R. Rife
San Diego, California
Dear Doctor Rife:-

I regret the failure so far to obtain a culture of Cryptomyces from carcinomatous tissue. I feel that the failure may be due to unsatisfactory cancer tissue. I have had only two lots, both of which were unsatisfactory. Lack of progress can be definitely ascribed to failure to obtain cooperation of the surgeons of the San Francisco hospital. This lack of cooperation of clinicians is a handicap to research which I have had to contend with all my life and is very discouraging. However, I am still after them and hope to obtain more material in time.

I shall be very glad to have you come up after the holidays, and Mrs. Walker sends an invitation to Mrs. Rife to come with you. We shall expect you both to stay with us when you come.

With many kind regards, I am
Yours truly, E. L. Walker.

Transcription of letter from Dr. E.L. Walker to Dr. Royal R. Rife, 13 Dec 1935:

University of California
The George Williams Hooper Foundation
The Medical Center
San Francisco

December 13, 1935

Doctor Royal R. Rife
San Diego, California

Dear Doctor Rife: -

I regret the failure so far to obtain a culture of Cryptomyces from carcinomitous [sic] tissue. I feel that the failure may be due to unsatisfactory cancer tissue. I have found only two lots, both of which were unsatisfactory. Lack of progress can be definitely ascribed to failure to obtain cooperation of the surgeons of the San Francisco hospitals. The lack of cooperation of clinicians is a handicap to research which I have had to contend with all my life and is very discouraging. However, I am still after them and hope to obtain more material in time.

I shall be very glad to have you come up after the holidays, and Mrs. Walker sends an invitation to Mrs. Rife to come with you. We shall expect you both to stay with us when you come.

With many kind regards, I am

Yours truly, E.L. Walker

December 16, 1955

My dear Dr. Schram,

This letter is in reply to your letters of December 10 and December 11.

I am now at work preparing a more detailed report of the work which we have done with the Rife Ray. As some of this material is in San Diego, as well as in my office, I will not be able to get it all up immediately, but I will send it to you as soon as possible.

Mr. Rife has agreed to prepare a description of the Rife Ray. I will tell you frankly that I do not think he knows anything more about it than I do, except how to produce it, and I don't know anything about it. We don't even know what it is. We know only what we have actually done with the Ray itself. However, we will send you all that we have.

Now, regarding Mr. Ott and the Rife Microscope. What I am going to say to you is strictly confidential. If I am not mistaken, Mr. Ott is with the Spencer Lens Company which is owned by the American Optical Company. The head of the American Optical Company is Mr. Albert B. Wells with whom we are negotiating to build the Rife Microscope. Therefore, I do not think that we had better get our wires crossed. When Mr. Wells wants Mr. Ott to get into this picture, he will, no doubt, send for him. So, you and I had better keep off the grass while nature takes its course.

My remembrance of the incident regarding the Rife Microscope was that a Mr. Lende, who was the Southern California representative of the Spencer Lens Company, heard of this microscope through a professor in the University of Chicago who is now dead. I have forgotten his name. So far as I know, Mr. Ott, neither father nor son, has seen the Rife Microscope.

You must remember that, while you were admitted to the Rife Laboratory and everything was very frankly discussed with you, there are very few who have been

through it and fewer still who have had everything explained to them. So, you need not be surprised at what you hear about the Rife Microscope. Rife himself talks very little.

As the new microscope is practically finished, I am very much in hopes that we will be able to take Mr. Wells over there in a very short time. If he is pleased, he will, no doubt, send for his expert physicist to work out the whole problem. I don't think you and I had better get into this thing very much, particularly as we are dealing with two very temperamental gentlemen, Messrs. Rife and Wells, so we better leave well enough alone. I personally met young Mr. Ott in Chicago on one of my trips.

In preparing the report which you requested, I am going to send you a photograph and description of one of the recent experiments made with the Rife Ray and the new machine. I am also going to give you a brief of the cases which I treated in La Jolla summer before last with their present status in so far as I can find the patients. There was nothing done at that time of a conclusive nature.

The Clinic was opened and run by me to satisfy me personally whether the Rife Ray would destroy pathogenic organisms in vivo as well as in vitro. The latter we had repeatedly demonstrated in the Laboratory. I had to have this information conclusively positive before I could recommend to my friends to get in behind the work to carry it on to a logical conclusion. Having no nurses or secretaries in La Jolla, the records, while truthful, are more or less fragmentary and not kept for careful scrutiny by brother scientists. As I told you, when I started this work I intended to finance it through to the end. The only assistance that I expected to get was such cooperation as I might receive from other physicians in working with the Microscope and the Ray.

Now that we have to convince a whole lot of other men from cold turkey, we shall have to turn over a new leaf and do our work subject to inspection by others.

Dr. Schram 3.

December 16, 1955

You are right in protecting your funds from waste. But, I still think that a properly qualified scientist or clinician could learn more in two weeks by actually trying the things himself than he can learn by correspondence in a year.

I will see what I can do and get the material together as promptly as possible and send it along to you. I sure do need Dr. Grunner if there is any possible way of getting him here. I am going to continue to try any likely source that I can discover.

Thanking you for your efforts in our behalf, I am

Yours very sincerely,

Milbank Johnson, Chairman
Special Medical Research Committee
University of Southern California

Dr. M. W. S. Schram, Secretary
The International Cancer Research Foundation
1616 Walnut Street
Philadelphia, Pennsylvania

San Diego, Calif.
December 17 1935.

Dr Milbank Johnson,
Pacific Mutual Bldg.
Los Angeles, Calif.

Dear Dr Johnson,

Am glad to report that Dr Rife is much improved after his treatments over at Paradise Valley and will go over again tomorrow, to let them finish up.

He was pleased that Sir Montague took such an interest in the microscopes and would like for him to come back when he is feeling better and could really have time to show him fully some of the things we are doing.

Dr Rife's discription of the machine follows:


"The basic principal of this devise is the control of a desired frequency. These frequencies varying upon the organisms being treated. The frequency is set which controls the initial oscillator, which in turn runs thru six stages of amplification, the last stage driving a 50 watt output tube. The frequency with its carrier wave is transmitted into an output tube similar to the standard X ray tube, but filled with a different inert gas. This tube acts as a diffractive antenna. The importance in the variable control of these frequencies is that each pathogenic organism being treated is of a different chemical consistency, the consequence being they carry a different molecular vibratory rate. Each one in turn under these conditions requires a different frequency or vibratory rate to destroy."

I spoke to him again about the matter of my operating the machine if Phil is too busy and he thinks it would be a good thing, both from the view of being certain as to the use of the correct frequency and also that we would be in direct touch with the different cases as they progress under treatment.

Am enclosing a letter from Dr Walker its rather pitiful
being
to think of a man of his standing ~~####~~ held up by some
mercenary or selfish person who more than likely is not
much of an asset to the profession and a big ass in the
way of research. Am also enclosing a letter of yours that
in some way got in our files (seems to be from Darling)
Our work goes steadily onward with new wonders opening
up daily. The matter of work done on the 'Ensol' is as you
requested.

Here's wishing you all a Merry Mery Christmas and a big
turkey drumstick all for your self.

Sincerly yours,

A handwritten signature in cursive script that reads "Jack Tree". The signature is written in dark ink and is positioned to the right of the typed name "Jack Tree".

2 encl.

MILBANK JOHNSON, M. D.
PACIFIC MUTUAL LIFE BLDG.
LOS ANGELES, CALIFORNIA

December 19, 1935

My dear Dr. Rife,

A meeting of the Special Medical Research Committee of the University of Southern California will be held Thursday, December 26 at 12:15 P.M. in Room 2 of the California Club.

As Dr. George Dock, a member of our Committee, is leaving on January 2 for a trip around the World and will not return for several months, I am anxious to have this meeting before he leaves as there are many things of importance to be considered. We have much to report and are very anxious to receive your advice on some questions of vital importance to the work.

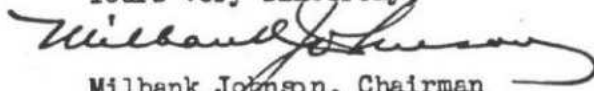
I trust you will make a special effort to attend. I have tried to trouble the members of the Committee as little as possible with meetings, but it becomes absolutely necessary now that we should meet and decide some vital points.

You might call Dr. Burger and see if you can't arrange to come up together as you did last time. Also, it will keep him from forgetting it and insure his being here if you bring him.

Please let me hear from you as to whether or not you can be present at this meeting.

Wishing you and Mrs. Rife a Merry Christmas and a Happy New Year, I am

Yours very sincerely,



Milbank Johnson, Chairman
Special Medical Research Committee
University of Southern California

Dr. R. R. Rife
2500 Chatsworth Blvd.
San Diego, California

600 BURLEIGH DRIVE
SAN RAFAEL HEIGHTS
PASADENA

COPY

742 Market Street
San Diego, California
December 23, 1935

Dr. Milbank Johnson
Pacific Mutual Building
Los Angeles, California

Dear Sir:-

I was up to see Dr. James R. Couche this P. M. about my wife and he phoned Dr. Rife, and explained to him and he said to write you and see if you could give us a date, so I could bring her in and you give her a treatment.?

She has had several Dr's. treat her for what they call a Cauliflower, groth on the Utreas, they gave her the Radium treatment and charged me \$60.00 the 1st day and \$25.00 for the next day making \$85.00 for 2 days and she had 4 of them and then she took about 25 Radiotherepe treatments, she had a discharge for a year and a half and they said the Radium treatments would stop it and cure the groth, the last 2 treatments of Radium I had to get at the County Hospital for I had paid out all the money I had and all I could borrow and she was no better but the last Radium treatment did stop the discharge but they say the groth is still there.

I was on the S. E. R. A. for a long time as I could not get work and have just got on the W. P. A. now Dr. Rife said write you and ask you to let me know if you could give me an appointment for her and if you can please let me know when you can give it to her and I will bring her in, and we would like to know if we come in on the early buss can we get back the same night on the bus or does it take longer to give the treatment. Dr. J. B. Couche said he did not think there would be any charge for the treatment as we were on the relief but if there is please let me know and I will try to raise it some way for I sure want her cured if possible, she is 38 years old and has always had good health until this came on she has never had any children never been that way.

Hoping that you can give her a treatment and cure her and that we will hear from you real soon and please let m know if it takes more than one treatment and if so how long between the treatments so we will know what arrangements to make about the trip there wheather we are to come back the same day or not?

Thanking you for this information in advance I remain.

Very truly yours,

T. M. Lipscomb (Signed)

P. S. I am enclosing self addressed stamped envelope for reply,

December 26, 1955

My dear Mr. Lipscomb,

Replying to your letter of December 23, in which you ask for an appointment for me to see your wife, I wish to say, first, that there will be no charge for treatments given.

I must call your attention to the fact that our work is in the experimental stage and we can make no promises of any kind. We have been treating human beings only for a short time as our work has been very largely laboratory work on the lower animals. But, the results of the treatments thus far have been so as to encourage us to go on.

We are now giving treatments twice a week at the Santa Fe Hospital in Los Angeles. This Hospital is located at 610 S. St. Louis St., Los Angeles.

It, however, takes more than one treatment and I am afraid you will find it rather inconvenient unless some arrangement could be made for your wife to stay in Los Angeles for a few weeks. The treatments themselves do not require more than about five minutes. There should be at least two treatments per week.

Before any definite arrangements are made by you, I should like to have you ask Dr. Couche to send to me the complete history of the case. Also, after receiving that, I should like to make an examination myself to determine the extent and character of the lesion. We do not take any cases ourselves. I want you to consider that you are still under the care of your own physician and, in this case, I understand it is Dr. Couche. I should like to have Dr. Couche follow the case along with us, giving us the benefit of such advice and counsel as he is able to give. Please show this letter to Dr. Couche and he will understand exactly what I mean.

If you decide that it is possible to make the necessary arrangements for Mrs. Lipscomb to have these treatments, I should like to see her next Tuesday,

Mr. Lipscomb 2.

December 26, 1935

December 31 when I shall be in San Diego. Please ask Dr. Rife to arrange with Dr. Couche for me to meet your wife in his office. Dr. Rife knows my schedule in San Diego and will be able to set the time.

Hoping that we will be able to help your wife, I am

Yours very truly,

MILBANK JOHNSON

Mr. T. M. Lipscomb
742 Market Street
San Diego, California

San Diego, California.
December 27th 1935

Dr. O. C. Gruner
866 University Dr.
Saskatoon, Sask.
Canada.

Dear Dr. Gruner,

Your very interesting letter along with the "Ensol" received and find much of interest in both. It just happened that Dr. Milbank Johnson was with me when I opened the package of "Ensol" and prepared a slide we examined it at 10,000 X in a cursitory way and found so many different motile bodies that it was difficult to beleive that the "Ensol" had been thru a Berkefeld.

On later observation I definitely observed four known forms all different and three of which were highly motile the fourth non-motile.

We have cultured the "Ensol" on your media and are getting a nice groth which will be ready for study soon, after which I will send you as complete a report as possible at that stage of development.

Glad you finished your 'exam' o kay now you can come to California with a clear consience, hope you will be on your way down here soon.

Best wishes to Mrs Gruner and your self, for the new year from us.

Sincerly yours,

MILBANK JOHNSON, M. D.
PACIFIC MUTUAL LIFE BLDG.
LOS ANGELES, CALIFORNIA

January 14, 1956

My dear Dr. Rife,

I am sending you under separate cover twenty capsules of Intoral put up by Eli Lilly & Co. which the doctors up here are all talking about and are using in cases of repeated attacks of the common cold. They have all assured me that they have had no untoward affects from the use of these capsules and sometimes have had most astonishing results in stopping these chronic colds. The directions are in the box and I want you to read them carefully. All of the doctors say that it is very important that the directions be followed absolutely to obtain the best results. I am sending these to you hoping that you will take them conscientiously and see if we can't stop the succession of colds which have been troubling you.

I shall see you Saturday morning, but I want you to start in on these immediately so that you will have over Sunday to have any reaction that might accidentally occur.

Yesterday, I spent five hours with Mr. Henry Timken. When I reached there he was pretty well set on having his own way. But, after explaining matters to him fully and with the help of Mrs. Timken who was a good ally for our cause, we succeeded in convincing him that the thing to do was to build the laboratory at once. He was most cordial and there was no trouble of any kind.

Now, all I want you to do is to keep a stiff upper lip and see that you get a good laboratory that you can use. Remember that you will have to live in it for many years and don't be penny wise and pound foolish now. Give it lots of study.

Have your outlets where they belong because you will find changes very difficult to make in a reinforced concrete building. I think partitions should be made of hollow tile about four inches thick, plastered on each side.

600 BURLEIGH DRIVE
SAN RAFAEL HEIGHTS
PASADENA

Dr. Rife 2.

January 14, 1936

This is fire proof, sound proof, and will be ample for our purposes without taking up too much room. Of course the actual walls will be reinforced concrete. The roof should be tile on a cement form.

Have plenty of basement. While it is necessary to have the gravity feeds for your heating system in the basement, it is also an excellent place for storage and other machinery that is too big for the laboratory such as hot water heater, vaccum pumps, and pressure pumps. Be sure to have hot and cold water, a sink, vaccum pipe, and pressure air pipe, gas and electrical outlets in each laboratory. We will talk it all over when I come down Saturday.

Yours very sincerely,

A handwritten signature in cursive script, appearing to read "Willard Johnson". The signature is written in dark ink and is positioned below the typed name.

Dr. Royal R. Rife
2500 Chatsworth Blvd.
San Diego, Calif.

ALBERT B. WELLS
RANCHO SANTA FE
CALIFORNIA

January 25, 1936

My dear Dr. Rife:

Was glad to have the opportunity of sending the lenses down by Mr. Copeland yesterday.

I am enclosing herewith copy of a letter dictated by Mr. Witherspoon who has recently joined our organization, his particular job is to acquaint himself with the Buffalo situation and act as a go between. His letter was written to my son, George.

Dr. Sherrill has rather put me on the shelf for a month or six weeks. Hurt my back playing golf and it has just raised the devil with my right leg and Dr. Sherrill has insisted that I keep very, very quiet. He has made other tests and has found plenty of trouble and I go down again Monday for some other tests.

If the lenses are not exactly what you want do not hesitate to let me know.

With kindest regards, I am

Very truly yours,

ABWells

ABW-C

CANADIAN NATIONAL RAILWAYS



THE BESSBOROUGH

SASKATOON, SASK.

CANADA'S HOTELS OF DISTINCTION

- THE CANADIAN NATIONAL HOTEL, CHARLOTTETOWN
- THE NOVA SCOTIAN, HALIFAX
- CHATEAU LAURIER, OTTAWA
- PRINCE ARTHUR HOTEL, PORT ARTHUR
- THE FORT GARRY, WINNIPEG
- PRINCE EDWARD HOTEL, BRANDON
- THE BESSBOROUGH, SASKATOON
- THE MACDONALD, EDMONTON

SUMMER RESORTS

- JASPER PARK LODGE, JASPER NATIONAL PARK, ALTA.
- HINAKI LODGE, HINAKI, ONT.
- PICTOU LODGE, PICTOU, N.S.

Jan. 29. 1936

Dear Mr. Rife,

I received your very welcome letter of Dec. 21, and was glad the "wheel" reached you safely.

I shall be interested to hear the results of your returned experiments. I received another letter from Mr. Franklin, a while ago, and was interesting to let you have some of it. He was a bit having a careful look at it with the parcel, and after following his suggestion that I should put some up on customs too, there was nothing left to send. He has some odd or a week's advice, and so I doubt if I can get any more "completes" through.

Meanwhile I have secured cultural of the B. historical, so if I can get a human cancer fresh, I shall try to give some more too. In that case I can't be plenty for study.

We have moved from the suite we occupied, and under my residence here. He decided it would be a good deal more convenient and very much more advantageous for studying. At the same time we have cleared out our apartments, and got them into storage. So if Mr. Major Jones says "the wheel of fortune turns", we are not encouraged in any way. He could get on the train the same way: but of course I could not get away from the hospital so quickly.

I am getting a poor deal of my work done, and will be an cancer into shipshape, and would like to get a sort of one "complete" ready for a journal fairly soon. Perhaps I will send you one.

Be sure this piece "Lionel" be short.

Our very best wishes for everything to you both

Yours sincerely
O. C. Jones

Transcription of letter from Dr. O.C. Gruner to Dr. Rife, 29 Jan 1936. Portions of this letter are difficult or too faint to read.

Jan. 29 1936

Dear Dr. Rife,

I received your very welcome letter of Dec. [illegible], and was glad the "Ensol" reached you safely.

I shall be interested to hear the results of your culture experiments. I received another sample from Dr. Archibald a while ago, and was [illegible] to let you have some of it. However, after having a careful look at it with the [illegible], and after following the suggestion that I should put some up on culture too, [illegible, 2 words] nothing left to send. He has [illegible, 5 words], and so I doubt if I can get any more "smuggled" through.

Meanwhile I have secured cultures of the B. histolyticus, so if I can get a human cancer fresh, I shall try [illegible, 4 words] too. In that case [illegible] get plenty for study.

We have moved from the suite we occupied, and taken up residence here. We [illegible, 5-6 words] more convenient was very much more a [illegible] for [illegible, 2 words] at the [illegible, 4 words], and get [got?] them into storage. So [illegible, 2 words], Dr. Bowes says "the wheel of fortune turns", we [illegible, 3 words] in any way. We could get on the train the same day: but of course I could not get away from the hospital as quickly.

I am getting a good [illegible] of my [illegible, 3 words] on cancer into shipshape, and would [illegible] to get a [illegible, 3 words] ready for a journal fairly soon. [illegible].

We [illegible] this [illegible, 4 words] .

Our very best wishes for everything [illegible] to you both

Yours sincerely
OC Gruner

Dr.O.C.Gruner
866 University Dr.
Saskatoon,Sask.
Canada.

My dear Dr.Gruner,

Since my last letter to you in regards to 'Ensol' we have carried on several transplants on hard media and are now getting a fine luxuriant groth in from three to five days.

The groth mounted on a slide with normal saline solution magnafied 5000X shows a typical groth of BX very luxuriant with the true color,form and motility of BX.The size of the organism has become a little larger tho still retaining the true BX character.

We have not as yet run tests as to the virulence of the organism but will do so in the near future and let you know the results,these tests are being doubly checked and will try and have some pictures of the results for you.

Our work grows more interesting each day and I hope that in a short time you will be here to observe some of the changes with us.

I see by the paper that you are having a rather cool spell up there and wish we could send a little of our sunshine to warm things up for you.We are having a perfect winter.

Best regards to Mrs.Gruner and your self,I am

Very truly yours,

San Diego,California.
January thirtieth.

RRR-F

MILBANK JOHNSON, M. D.
PACIFIC MUTUAL LIFE BLDG.
LOS ANGELES, CALIFORNIA

January 31, 1936

My dear Roy,

We are sending you today by express an output tube which we have had blown and made in Los Angeles. It is made out of pyrex glass and while the work in it is not very beautiful, I think it will demonstrate what we want to know. You will notice that we have a very much enlarged target and that we have changed the anode so that the current will come off of it at a point rather than in a round disc as in the other tubes which we have had.

I wish you would please have this evacuated and properly charged with helium as you have the other tubes so that we can have an extra tube here. We are entirely dependent upon the little quartz tube because we broke accidentally the big tube that you had fixed for us. So please get this evacuated and fixed up and get it to us as soon as you can. The Committee will pay for the work if you will let us know how much it is.

Phil has asked me to ask you to please send up the old bum tube that you have in your oscillograph and he will exchange it for a new tube and also send you a spare. He said you would know all about it. So, if you will get that up to us at the same time you get the other tube, Phil will see that you have the two new tubes.

Keep behind them on the Laboratory matter and don't let your memory fade.


I am going to Sacramento Sunday night but will be home Thursday morning. I will be in San Francisco all day Wednesday and I shall try to see both Dr. Karl Meyer and Dr. Walker and see if I can do anything to hurry matters on.

Dr. Rife 2.

January 31, 1936

Have you got your series running on the new Zeiss camera? I think that is very important and should be started as soon as possible.

Yours very sincerely,

A handwritten signature in cursive script, appearing to read "Wilburt Johnson". The signature is written in dark ink and features a long, sweeping horizontal stroke at the end.

Dr. Royal R. Rife
2500 Chatsworth Blvd.
San Diego, Calif.

ALBERT B. WELLS
RANCHO SANTA FE
CALIFORNIA

3rd February 1936

Dear Dr. Rife:

Thanks a lot for yours of the 29th. I am going to get down to see you just as soon as I can. I am alright but my leg is giving me considerable trouble and can do no motoring.

With kindest regards,

Cordially yours,

ABWells

MILBANK JOHNSON, M. D.
PACIFIC MUTUAL LIFE BLDG.
LOS ANGELES, CALIFORNIA

February 17, 1936

My dear Roy:

We tried the new tube this morning, and it worked fine -- in fact, it worked so well that we are at a loss to know just how to work it.

Dr. Raymer and her sister were in my office today, and it certainly is a very sad case. This is not an ordinary cataract. It is the effect of chemical action and it is more like scar tissue than the ordinary cataract. We have no reason to believe that the Rife Ray will have any effect whatever on it. She is in a very nervous state, and I advised her to go to an eye specialist -- the best she can find -- and have those lenses removed. We do not gain anything by attempting the impossible. However, I told her that I would do whatever she wanted me to do, so I think they are going back to San Diego to think it over.

Her sister is a very sensible woman, and if you decide to do anything for her, be sure she is accompanied by her sister during your treatments.

I will be down to see you some time Saturday before noon, probably around 10:30 or 11 o'clock.

Very sincerely yours,



MILBANK JOHNSON

Dr. Royal R. Rife
2500 Chatsworth Boulevard
San Diego, California

600 BURLEIGH DRIVE
SAN RAFAEL HEIGHTS
PASADENA

DR COOKE TREATED M AND RAYMER M.D.
AND EXAMED HER EYES - TO THE POINT
WHERE SHE COULD SEE.

Transcription of handwritten sidenote on letter from Milbank Johnson to Dr. Royal R. Rife dated 17 February 1936. The note was added years later by John Crane.

Dr Couche treated Maud Raymer M.D. and cured her eyes - to the point where she could see.

MILBANK JOHNSON, M. D.
PACIFIC MUTUAL LIFE BLDG.
LOS ANGELES, CALIFORNIA

February 18, 1936

My dear Roy:

Dr. C. B. Bridges of Carnegie Foundation is a very celebrated geneticist, and he is doing some work out at Cal Tech. He has done a great deal of work in studying the genes in the chromosomes of the fruit fly. I have seen some of his preparations on the slides, and they were most interesting to me.

I have taken the liberty of inviting Dr. Bridges down to your laboratory. He is very anxious to see some of his slides under your new microscope. What I would like very much to do would be for you to have your petrographic microscope rigged up so he could put the slide under that and then take the same slide from that to your new microscope for the comparison. He is going to bring both the stained and the unstained chromosomes. I suggested that we might try the prisms with the monochromatic beam to see if the genes would become visible with the light stain.

He seems to be an awfully nice fellow, broadminded, with none of the proverbial Cal Tech manner, and I am very anxious for you to make an impression on him. So look your prettiest, carry your smile right through, and we will be down there between 10:30 and 11:00 Saturday morning.

One strange thing about him - if you look him up in "Who's Who of America" you will find his mother's name was Amelia C. Bridges, exactly the same as your Mrs. Bridges! I don't know that he is any relation to your Mrs. Bridges, however.

Sincerely your friend,



MILBANK JOHNSON

Dr. Royal R. Rife
2500 Chatsworth Boulevard
San Diego, California

600 BURLEIGH DRIVE
SAN RAFAEL HEIGHTS
PASADENA

UNIVERSITY OF CALIFORNIA
THE GEORGE WILLIAMS HOOPER FOUNDATION
THE MEDICAL CENTER
SAN FRANCISCO


February 19, 1936

Dr. Milbank Johnson,
Pacific Mutual Life Building,
Los Angeles, Calif.

Dear Doctor Johnson:

I regret to report that attempts to cultivate *Cryptomyces* from eight specimens of breast carcinoma have so far been negative. I would suggest that Mr. Rife prepare some of both the K and the Gruner media and send it to me at once while the cancer material is still available.

Yours truly,



E. L. Walker

ELW/EJ

C O P Y

William H. Donner
1616 Walnut Street
Philadelphia

March 20, 1936

Dr. Milbank Johnson
Pacific Mutual Life Building
Los Angeles
California

My dear Doctor Johnson:

Your letter of March 18th received and I am very glad to learn that Mr. Rife will come to Philadelphia. I will try to make his visit pleasant and hope he can make his demonstrations before I go away. I expect to leave early in June.

Philadelphia is quite warm in the summer and I would suggest that he try to arrange to be here not later than April 15th and stay as long as is necessary. I am glad he is going to Buffalo and hope all will work out well. Success there will turn the eyes of the world upon the Rife Microscope. By the way, on account of the Lake, they have a very nice summer climate in Buffalo.

Dora was just in and wishes to be remembered to you and Mr. Rife.

With kind regards, I am

Yours sincerely,

W. H. Donner (Signed)

WHD:C

C O P Y

March 30, 1936

My dear Joe:

I was over at Fred's Saturday and he showed me a letter he had just received from you. I was very glad to hear from you, even indirectly.

Now, Joe, some years ago, when we first met Rife, you remember I persuaded him to let you fix his eyes up, and you did a darn good job. He did not have any more trouble for a couple of years, but it has started again now. I have persuaded him on his way East to stop in Louisville to see you. He will be there around May 1, if it is satisfactory to you and you will be in town. His eyes are very important to our work, and also to him, and I hope you will do your very best for him and give him some good advice as to how to use them.

Please let me know if you will be able to see him at that time - in other words, will you be in Louisville?

Very sincerely your friend,

MILBRANK JOHNSON

Dr. Joseph D. Heitger
701 Heyburn Building
Louisville, Kentucky

C O P Y

March 30, 1936

My dear Dr. Walker:

Last Saturday I was in San Diego and succeeded in getting Mr. Rife to agree to leave with his wife on April 3 for San Francisco in his automobile.

He is bringing with him prepared culture media, both I and Gruner's, as well as his new microscope. I do hope that good will come out of this trip. He will explain to you our experiments with different dilutions of chlorine in water and its effect upon culture media made and sterilised with chlorine water. Our experiments seem to show that even a very slight trace of chlorine in the water prevents all growth of the filter-passing organisms.

You may expect the Rifes on the 4th or 5th of April.

Yours very sincerely,

MILBANK JOHNSON

Dr. E. L. Walker
George Williams Hooper Foundation
San Francisco, California

MILBANK JOHNSON, M. D.
PACIFIC MUTUAL LIFE BLDG.
LOS ANGELES, CALIFORNIA

March 30, 1936

Dr. Royal R. Rife
2500 Chatsworth Boulevard
San Diego, California

Dear Dr. Rife:

At Dr. Johnson's request, I am forwarding
to you herewith carbon copies of letters of this
date to Mr. Donner, Dr. Walker, and Dr. Heitger, for
your information.

Yours very truly,

M. Winter

M. Winter
Secretary to Dr. Johnson

MARGARET

600 BURLEIGH DRIVE
SAN RAFAEL HEIGHTS
PASADENA

MILBANK JOHNSON, M. D.
PACIFIC MUTUAL LIFE BLDG.
LOS ANGELES, CALIFORNIA

April 1, 1936

My dear Roy:

Replying to Mr. Free's letter, Dr. E. L. Walker lives on Winchester Drive in Atherton, California. Atherton is about four miles north of Palo Alto, right on the Southern Pacific Railroad. I imagine it is a very small place, but you will have no difficulty in finding it. Nevertheless, you'd better ask your way in Palo Alto.

Enclosed please find my check for \$50 to pay expenses of this trip. If there is any money left over, you can return it.

I asked Phil this morning what the \$25 check was for that he sent you. He wouldn't tell me, but said he would write to you today explaining it. My advice to you is to keep the money anyhow!

Don't forget to wire Dr. Walker as to about when you and Mrs. Rife will arrive there, and tell him you are driving.

If the big tube is finished and you are coming through Los Angeles, I hope you can bring it along with you. Otherwise, please ask Free to bring it up if he expects to come up this way.

Wishing you lots of luck. I am

Yours very sincerely,



MILBANK JOHNSON

Dr. Royal R. Rife
2500 Chatsworth Boulevard
San Diego, California

800 BURLEIGH DRIVE
SAN RAFAEL HEIGHTS
PASADENA

MILBANK JOHNSON, M. D.
PACIFIC MUTUAL LIFE BLDG.
LOS ANGELES, CALIFORNIA

April 6, 1936

My dear Jack:


I haven't heard anything from Roy, so I presume he got off in good time and is now at work with Dr. Walker. If you know anything to the contrary, please let me know.

If you happen to come up to Los Angeles any time during his absence, please bring with you my out-put tube which should be exhausted by now. We have to make a yoke for it and it is the only spare we have, so I don't like to be left stranded.

How are they getting on with the laboratory? Have they broken ground yet?

Drop me a line anyhow.

Yours very sincerely,


MILBANK JOHNSON

Mr. Jack Free
La Jolla, California

MILBANK JOHNSON, M. D.
PACIFIC MUTUAL LIFE BLDG.
LOS ANGELES, CALIFORNIA

April 9, 1936

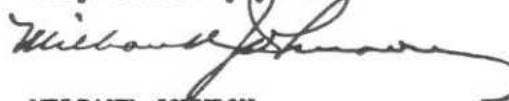
My dear Roy:

I just received a letter from Jack in which he says the engineers are setting grade stakes for the laboratory, getting the elevations for the foundations, and the men are moving the top soil off to get ready for excavations, so it seems that the dirt has begun to fly at last!

Phil has just about finished your rotating variable machine and is very anxious to have you see it before he delivers it to you. Also I have a great many things to talk about with you, so on your way down, can't you and Mrs. Rife stay over night with us at Belbank? You can get an early start for San Diego the next morning. This will give us an opportunity to clean up a lot of things at this end of the line and will save me a trip to San Diego. If you can't stay over night, you at least can stop a few hours and give us a chance at you. Please wire me when you expect to arrive in Pasadena so I can meet you. Day or night I'll be there.

I am very curious to know how you got on up in San Francisco and what was the matter with their work.

Very sincerely yours,



MILBANK JOHNSON

Mr. Royal R. Rife
c/o Dr. E. L. Walker
George Williams Hooper Foundation
Parnassus and Third Avenue
San Francisco, California

600 BURLEIGH DRIVE
SAN RAFAEL HEIGHTS
PASADENA

COPY

| CLASS OF SERVICE DESIRED | |
|--------------------------|-----------------|
| DOMESTIC | CABLE |
| TELEGRAM | FULL RATE |
| DAY LETTER | DEFERRED |
| NIGHT MESSAGE | CABLE LETTER |
| NIGHT LETTER | WEEK END LETTER |

Patrons should check class of service desired; otherwise message will be transmitted as a full-rate communication.

WESTERN UNION

NEWCOMB CARLTON, PRESIDENT

J. C. WILLEVER, FIRST VICE-PRESIDENT

1706-A

| | |
|------------|--------------|
| NO. | CASH OR CHG. |
| CHECK | |
| TIME FILED | |

Send the following message, subject to the terms on back hereof, which are hereby agreed to

APRIL 20, 1936 12 57 PM

DR. MILBANK JOHNSON
PACIFIC MUTUAL LIFE BLDG - LA

IN LETTER JUST RECEIVED NO MENTION OF RIFES AGREEING TO DEMONSTRATE ORGANISM AND METHODS OF CULTURE STOP THIS IS REASON FOR HAVING HIM COME PHILADELPHIA STOP WE MUST BE ABLE TO REPEAT THIS PHASE OF HIS WORK BEFORE GRANT CAN BE CONSIDERED STOP IF THIS IS AGREED WIRE BY WESTERNUNION AND WILL SEND CHECK AIR MAIL

W H DONNER

THE QUICKEST, SUREST AND SAFEST WAY TO SEND MONEY IS BY TELEGRAPH OR CABLE

MILBANK JOHNSON, M. D.
PACIFIC MUTUAL LIFE BLDG.
LOS ANGELES, CALIFORNIA

April 14, 1936

My dear Roy:


I find that my engagements have somewhat changed, and we will therefore leave here right after our hospital hour tomorrow morning, Wednesday, and come directly to San Diego.

We will bring with us your vario-syntonizer which is all finished. I sincerely hope that it does all that you expect of it.

I am also bringing with me a complete estimate of the trip so that we can come to definite conclusions as to the expense of the thing, which will permit me to answer Mr. Donner's letter intelligently.

Until tomorrow - adios!

Yours very sincerely,



MILBANK JOHNSON

Dr. Royal R. Rife
2500 Chatsworth Boulevard
San Diego, California

800 BURLEIGH DRIVE
SAN RAFAEL HEIGHTS
PASADENA

C O P Y

April 17, 1938

My dear Mr. Downer:

Unfortunately, I have had to delay answering your letter until I could go to San Diego and get things all arranged with Mr. Rife for his eastern trip. I arrived home last night, so here is the letter.

I find that both you and the American Optical Company had agreed to pay all of Mr. Rife's expenses, going, coming, and while there, which of course would not be just. Therefore, I believe the right thing to do would be to add the expenses up in the end, and divide them half and half, particularly as most of the time will have to be spent in Philadelphia.

I am enclosing a statement which I received from the Santa Fe Railway regarding his expenses and outlining the trip which he is going to take. If you will, therefore, send a check for \$400.00 directly to Mr. Royal R. Rife, 2500 Chatsworth Boulevard, San Diego, California, the American Optical Company have agreed to do the same. He will keep an accurate account of all his expenditures and submit you a statement on his return to San Diego, remitting any money which he has not expended, half and half. As he wants to leave here on May 1, please send check promptly so that he can make his reservations and definite plans.

I hope you will approve this arrangement, for under the circumstances, with so many unknown factors, I feel that this is the only way to make the distribution equitably. I think this amount will cover Mr. Rife's hotel expenses, etc. as well as his railroad transportation.

His trip to Louisville is occasioned by his wish to see Dr. Joseph Heitger, one of the most celebrated oculists in the United States, about his own eyes. In fact, I have insisted that he go there.

Thanking you again for your continued interest in our work, and hoping that Mr. Rife's visit may be productive of all that we expect, I am

Yours very sincerely,

MILBANK JOHNSON

MILBANK JOHNSON, M. D.
PACIFIC MUTUAL LIFE BLDG.
LOS ANGELES, CALIFORNIA

April 20, 1936

My dear Roy:

Enclosed please find copy of telegram I just received from Mr. Donner and also copy of my answer which was sent today by night letter. These are self-explanatory.

You can see how much depends upon the success of your trip, and I certainly hope you will do your darndest to win!

How is the laboratory getting on? Don't leave any stones unturned to get that thing actually started before you go because if you do, I am afraid it will wait until you get back.

Yours very sincerely,



MILBANK JOHNSON

Dr. Royal R. Rife
2500 Chatsworth Boulevard
San Diego, California

600 BURLEIGH DRIVE
SAN RAFAEL HEIGHTS
PASADENA

This document accessed at www.rife.org

COPY

1206-A

| CLASS OF SERVICE DESIRED | |
|--------------------------|-----------------|
| DOMESTIC | CABLE |
| TELEGRAM | FULL RATE |
| DAY LETTER | DEFERRED |
| NIGHT MESSAGE | CABLE LETTER |
| NIGHT LETTER | WEEK END LETTER |

Patrons should check class of service desired; otherwise message will be transmitted as a full-rate communication.

WESTERN UNION

| | |
|------------|--------------|
| NO. | CASH OR CHG. |
| CHECK | |
| TIME FILED | |

NEWCOMB CARLTON, PRESIDENT

J. C. WILLEVER, FIRST VICE-PRESIDENT

Send the following message, subject to the terms on back hereof, which are hereby agreed to

MR. W. H. DONNER
 INTERNATIONAL CANCER RESEARCH FOUNDATION
 1215 WALNUT STREET
 PHILADELPHIA, PENNSYLVANIA

APRIL 20, 1936

WIRE JUST RECEIVED SORRY I DID NOT MENTION THE DEMONSTRATION IN MY LETTER
 STOP I THOUGHT IT WAS ALL AGREED UPON BY YOU AND RIFE AND MYSELF BEFORE YOU
 LEFT HE IS TAKING WITH HIM ALL APPARATUS NECESSARY TO DO AS YOU REQUEST
 INsofar as is in HIS POWER

MILBANK JOHNSON

Chg to:
 Dr. Milbank Johnson
 775 Subway Terminal Bldg.
 Los Angeles

MILBANK JOHNSON, M. D.
PACIFIC MUTUAL LIFE BLDG.
LOS ANGELES, CALIFORNIA

April 21, 1936

My dear Roy:

Enclosed please find copy of a letter confirming a wire I sent Mr. Donner yesterday, a copy of which was sent to you.

I would like to call your attention to the fact that the yoke of that Rife Ray output tube has not yet arrived, and I would appreciate it very much if you would get Jack to get it off to me at the earliest possible moment if you have not done so already. I am using the tube that I have all tied up with rags and guy-ropes, which of course is not only inconvenient but a rather risky thing to do.

I am going to try to get down to San Diego before you go away and talk some of these matters over with you.

How is the laboratory getting along? I hope you are as persistent with the architect as I am with you in urging speed on the laboratory! As I said yesterday, everything must be done before you start. *for the East.*

Yours very sincerely,



MILBANK JOHNSON

Dr. Royal R. Rife
2500 Chatsworth Boulevard
San Diego, California

800 BURLEIGH DRIVE
SAN RAFAEL HEIGHTS
PASADENA

Brs. Lecoq and Cowley
UNIVERSAL HEALTH BUILDERS, INC.

PHONE 187

1301 EAST SEVENTH ST.

SILOAM SPRINGS, ARKANSAS

Apr. 27, 1936

Dr. R. R. Rife,
708 Electric Bldg.,
San Diego, Calif.

Dear Sir:

At Dr. J. C. Burnett's request I am enclosing herewith three copies of the program of the Middle States Electronic Association which is being held in Morrison Hotel, Chicago, Ill., May 4th & 5th.

Very truly yours,

Brs Lecoq & Cowley.

This document is accessible at www.iiife.org

| DOMESTIC | CABLE |
|---------------|-----------------------|
| GRAM | FULL RATE |
| DAY LETTER | DEFERRED |
| NIGHT MESSAGE | NIGHT CABLE LETTER |
| NIGHT LETTER | WEEK-END CABLE LETTER |

Please check class of service desired, otherwise to be transmitted as a full-rate communication

(THE MACKAY SYSTEM)



ALL AMERICA CABLES

COMMERCIAL CABLES

RECEIVER'S NUMBER

CHECK

TIME FILED

STANDARD TIME

Send the following Message, subject to the terms on back hereof, which are hereby agreed to

Form 2

C O P Y

PHILADELPHIA PENN 1936 APR 27 PM 1 04

DR MILBANK JOHNSON
SUBWAY TERMINAL BLDG

ON ACCOUNT OTHER APPOINTMENTS IT IS DIFFICULT TO MAKE LABORATORY ARRANGEMENTS BEFORE
MAY SEVENTEENTH WOULD RIFE BE WILLING TO DELAY TRIP ONE WEEK ALSO PLEASE WRITE
WHAT ITEMS HE WILL NEED OF ORDINARY LABORATORY EQUIPMENT

W H DONNER

MILBANK JOHNSON, M. D.
PACIFIC MUTUAL LIFE BLDG.
LOS ANGELES, CALIFORNIA

April 27, 1936

My dear Roy:

Enclosed please find telegram I just received from Mr. Donner with copy of my answer attached. My only suggestion is that you go to Philadelphia as planned, and if he cannot see you, go on to Massachusetts. Then come back to Philadelphia if you have to before going to Buffalo. This would inconvenience you least, but talk it over first with him.

Yours very sincerely,

MILBANK JOHNSON

| CLASS OF SERVICE DESIRED | |
|--------------------------|---|
| DOMESTIC | CABLE |
| TELEGRAM | FULL RATE |
| DAY LETTER | DEFERRED |
| NIGHT MESSAGE | CABLE LETTER |
| NIGHT LETTER | <input checked="" type="checkbox"/> WEEK END LETTER |

Patrons should check class of service desired; otherwise message will be transmitted as a full-rate communication.

WESTERN UNION

NEWCOMB CARLTON, PRESIDENT

J. C. WILLEVER, FIRST VICE-PRESIDENT

| | |
|------------|--------------|
| 1206-A | |
| NO. | CASH OR CHG. |
| CHECK | |
| TIME FILED | |

Send the following message, subject to the terms on back hereof, which are hereby agreed to

MR. WILLIAM H. DONNER
INTERNATIONAL CANCER RESEARCH FOUNDATION
1616 WALNUT STREET
PHILADELPHIA, PENNSYLVANIA

APRIL 27, 1936

RIFE HAS FIXED APPOINTMENTS IN CHICAGO AND LOUISVILLE WHERE SO MANY ARE INVOLVED THAT IT WOULD BE PRACTICALLY IMPOSSIBLE TO DELAY DEPARTURE REGRET CONFLICT MAYBE YOU CAN ARRANGE IT AFTER HIS ARRIVAL ^{STOP} NO SPECIAL EQUIPMENT REQUIRED EXCEPT THAT ORDINARILY FOUND IN BACTERIOLOGICAL LABORATORIES AS AUTOCLAVE INCUBATOR TESTTUBES ETCETERA

MILBANK JOHNSON

Chg to:
Dr. Milbank Johnson
775 Subway Terminal Bldg.
Los Angeles

COPY

Harry E. Goodman
Pacific Mutual Building
Los Angeles

April 28, 1936

Dr. Milbank Johnson,
775 Subway Terminal Bldg.,
Los Angeles, California

My dear Doctor:

Mrs. Julia M. Gowdy returned to our office yesterday to have her eyes checked over after having taken the several treatments.

Mrs. Gowdy's eyes were last examined on March 23rd, just prior to the time she started the course of treatments. At that time her vision without lenses was as follows: Right Eye: 3/10 or 20/60; Left Eye: 3/10 -2 or 2-/60 -2. With her correction she was able to read the 8/10 line with the right eye and 6/10 with the left. When she returned yesterday we find her vision to have increased in the right eye to 6/10 - 1 letter, and in the left to 4/10 - 1 letter, without her correction. This would indicate about 29% gain in vision in the right eye and about 10% in the left eye. The vision with the correction had changed very slightly. However, there was a slight improvement at infinity and quite a marked improvement at the near point. It had been difficult for her to read the telephone book but now she gets the numbers rather quickly.

Objectively, there is still a marked opacity in both eyes. This opacity is of the striate character. However the media seems very clear.

We would suggest that Mrs. Gowdy return in another thirty days so that we may keep an accurate record of her progress.

Very sincerely yours,

Harry E. Goodman (Signed)

Harry E. Goodman, Opt. D.

HEG/MW

This document accessed at www.rife.org

Handwritten notes:
N. J. P. 1936 -
Exam of eyes
- continued 10 days
- after operation -
- that was detected
- 1000 coffee -

Transcription of handwritten side note added to letter from Harry E. Goodman (doctor of optometry) to Dr. Milbank Johnson, dated 28 April 1936.

[first line illegible]

sense of smell

[returned?] 10 days

after operation.

[illegible] odor detected

[illegible] coffee.

C O P Y

May 1, 1936

My dear Mr. Donner:

Your telegram stating "PLANS HERE ALL RIGHT FOR RIFE'S ARRIVAL ON NINTH" pleased me very much. Mr. Rife and Mr. Free are leaving today via Santa Fe direct for Chicago. Mr. Rife is to attend some kind of convention there where the question of electronics will be fully discussed by the wise ones.

After this convention, he will go to Louisville for a day, and from there directly to Philadelphia. He will wire you from Louisville his exact date of arrival.

I should have liked very much to have accompanied Mr. Rife on this trip to act as a kind of go-between for him, but my commitments have made it absolutely impossible for me to come. While you were here, I explained to you that it would be necessary for someone to look out for him, and you assured me that you would see that everything was done for him that was possible so as to keep everything perfectly smooth. It was the knowledge I had that you expected to go abroad in early June this year that caused me to try to hurry his departure so as to have you present in Philadelphia during his entire stay.

It has occurred to me that Dr. Schram might ask Dr. Lucke to have prepared some of the filtrate taken from his frog tumors so that Mr. Rife could examine it for him to see if he could find any living organism, and if so, the character of that organism. I think Dr. Lucke would be as glad to find the cause of his tumors as we were to find the cause of ours! All forms of research work, particularly in the biological section, are accompanied by many surprises, and it is hardly safe for anybody to predict beforehand what such an examination might show.

However, I hope that after Mr. Rife's visit you will feel that the expense has been worthwhile. I can assure you that it has been no small task from this end to get him to leave with the new laboratory that he is building just started.

Hoping that all may come out right, and with the kindest personal regards, I am

Yours very sincerely,

MILBANK JOHNSON

MILBANK JOHNSON, M. D.
SUBWAY TERMINAL BUILDING
LOS ANGELES, CALIFORNIA

May 4, 1936

My dear Roy:

I am enclosing a copy of Dr. Goodman's report on Mrs. Gowdy's vision. At the time this report was made, she had had seven 3-minute treatments with the MOR of BX and one 2-minute treatment of streptotrix for pain in the right eye which entirely disappeared after the treatment and has not returned since. You said you wanted to show this to Dr. Heitger so here it is.

I have heard nothing from San Diego since you left, hence I have no news.

Yours very sincerely,



MILBANK JOHNSON

Mr. Royal R. Rife
c/o Dr. Jos. D. Heitger
701 Heyburn Building
Louisville, Kentucky

SPENCER LENS COMPANY

BUFFALO, N. Y.



May 4, 1936

IN REPLY REFER TO

h
g
e
/ b
t
k

Mr. Royal R. Rife
c/o Mr. W. H. Donner
1616 Walnut Street
Philadelphia, Pennsylvania

Dear Mr. Rife:

I am very pleased, indeed, to learn by your letter of April 28 that you expect to be in Philadelphia sometime during the second week in May.

If it is agreeable to the people at the International Cancer Research Foundation, I would be pleased to visit you there, and have the opportunity of seeing your microscope in action.

I presume that the date of this visit necessarily must be left indefinite until you have an opportunity to talk with the people at the Cancer Research Foundation. Therefore, I shall wait until I receive a wire or telephone call from you before making definite plans about going to Philadelphia. I would appreciate as early word as is convenient, and will try very hard to hold the whole second week of May open for any appointment that you may designate.

I am pleased to note by your letter that there is a possibility that you can leave your microscope in Buffalo for our examination, if it proves to be of interest to us. I think there is a real likelihood that we will be interested, and we will be glad to take advantage of your offer.

Very truly yours,

SPENCER LENS COMPANY

Harry G. Ott.
Harry G. Ott,
Vice President

THE INTERNATIONAL CANCER RESEARCH FOUNDATION,

1616 WALNUT STREET
PHILADELPHIA, PENNSYLVANIA

WILLIAM H. DONNER, PRESIDENT
ARTHUR V. MORTON, VICE-PRESIDENT
MILDRED W. S. SCHRAM, PH.D., SECRETARY
FIDELITY-PHILADELPHIA TRUST CO., TREASURER

SCIENTIFIC ADVISORY COMMITTEE
JAMES EWING, M.D.
BURTON T. SIMPSON, M.D.
FRANCIS CARTER WOOD, M.D.

ADMINISTRATIVE TRUSTEES
WILLIAM H. DONNER
THOMAS S. GATES, LL.D.
ARTHUR V. MORTON
HON. GEORGE WHARTON PEPPER
EDWARD R. WEIDLEIN, D.Sc., LL.D.

May 18, 1936

Commander R. R. Rife
c/o Professor Arthur Kendall
Northwestern University
Medical School
Chicago
Illinois

My dear Commander Rife:

This letter is written to remind you that you very kindly offered to arrange with Doctor Kendall for supplies of additional K medium, which Doctor Dodge will need before long.

We hope your trip has been comfortable and satisfactory, that you were not detained either in Southbridge or in Buffalo, and that your eyes are in much better condition with the new lenses.

We are still sorry that your visit here was such a rushed one, and hope that you will be able to come again.

With all good wishes, I am

Yours very truly,

m. w. s. Schram

MTSS/b

American Optical Company

ESTABLISHED 1833 VOLUNTARY ASSOCIATION 1912



Southbridge, Mass., U. S. A. May 22, 1936

Dr. R. Rife,
708 Electric Bldg.,
San Diego, Cal.

Dear Dr. Rife:

We are forwarding you today per express three blocks of polished lenses:

| | | | | | |
|---------------------------|------------|--------|----------|--|--|
| one block of rough torics | | | | | |
| " " " | first side | convex | meniscus | | |
| " " " | second | convex | " | | |

The rough toric block has been selected as the one to send as it carries some lenses which we consider perfectly polished, some lenses which have very fine scratches and one or two lenses which have gray zones on the surface and such a block as this would be rejected by the inspector and have to be repolished.

The same is true of both the first and second side meniscus blocks, they having some lenses of which we consider the surface perfect and others which carry defects which would be rejected.

You will therefore be able to subject these to any light conditions you may have in mind for the inspection of the finished surfaces and we shall await with much interest report from you as to any suggestions you may have which would make for a more positive inspection than we are now able to give them.

Of course, this is only part of the problem and perhaps not the most important as we are very anxious to have some more positive way of inspecting the finished lenses after they have been picked off the block, washed and sent to the finishing department. We have often wondered if some instrument in the nature of a low powered microscope with a very large field could not be devised which would answer this purpose and of course, from your very intimate knowledge of microscopy you would be the one to definitely advise as to this possibility.

You will, of course, have a very good idea of this problem after the time you spent in our finished lens inspection department and from the samples of finished lenses we gave you to take back consisting of lenses which we considered first quality in every respect for the surfaces, lenses which had certain defects which caused them to be rejected from the first selection and lenses which had such prominent defects that they would not be accepted in any selection.

We certainly should be interested to hear from you after you have had an opportunity of thinking this problem over and also any other

If your glasses aren't Ful-Vue they're not the latest style

American Optical Company
Dr. R. Rife.

-2-

5-22-36

reactions you may have to any of our production methods at Lensdale.

We want to tell you how very much we enjoyed meeting yourself and Mr. Free and hope that in the not far distant future you may be paying us another visit to Southbridge.

With very best regards,

Yours very truly,
AMERICAN OPTICAL COMPANY.

Harry W Hill
Gen. Mgr. Lens Works.

HWH/L

P.S; We understand that some of the spectacles for yourself and Mr. Free have already been shipped.

Sent to Villanova, Penn.
Residence "Camp Woods"
Air Mail, Spec. Deliv.

Copy for R. R. Rife

*for his
information*

May 27, 1936

My dear Mr. Donner:

Your letter came as a great disappointment to me. I had thought from what you told me in the winter, that we might hope for an immediate grant if Mr. Rife was able to show to your men the HI taken from human carcinoma and the method by which the organism was grown.

I understood you to say that you felt so strongly about it that, if Mr. Rife were successful, you yourself would be willing to give us Dr. Gruner's services for a year if your Board, which did not believe in the bacterial origin of cancer, was unwilling to make the grant.

You secured Dr. Dodge who, I agree, is one of the finest mycologists in America. He worked every minute, step by step, with Mr. Rife. Notes were taken of every detail of each day's work, and those notes were signed daily by both Dr. Dodge and Mr. Rife. This shows how entirely frank Mr. Rife was in showing every minute step of the process to Dr. Dodge.

As this same organism has been repeatedly found by us and also by Dr. Arthur I. Kendall in Chicago, and now in Philadelphia, you and your Board can surely assume that, if not the sole cause of cancer, it is at least constantly present in that disease. So far as we know, no other research group has gone so far.

A delay until October is almost tragic at this stage of the work. Dr. Gruner has had invitations to go elsewhere, but has waited to see if we could secure the grant to carry on the work, as he believes we are further along than any other research group.

In delaying until October, are you not demanding from us more than from a research organization? We cannot prove these points without further research, and we have always understood that the organizations to which you have already given grants are merely research organizations.

May I not ask you to look at this from our point of view and reconsider your decision? I regret that my own

May 27, 1938

financial condition forces us to look elsewhere for financial backing, but convinced as we are that we are further along than any other group, we ask you again not to compel a six months' delay.

You say that you are selecting a man in Philadelphia to carry on the inoculating and the growing of the organisms from human cancer during Dr. Dodge's absence. Perhaps you do not realize that it is impossible to handle filter-passing forms of bacteria without a microscope which shows them. Only by this means can the work be properly checked from day to day.

As you undoubtedly must pay the man whom you select in Philadelphia to do this work, would you not be willing to employ Dr. Gruner yourself to work out here with Mr. Rife and his microscope? He would have every facility and every probability of success.

May I remind you that over three years ago, Dr. Arthur I. Kendall of Northwestern Medical School published his epochal work on filter-passing organisms, and that since that time, many, many scientists have tried in vain to repeat his experiments. Such men as Park of New York, and Linnace of Harvard, having failed in their attempts, have vociferously denied the existence of filter-passing organisms. You yourself know how mistaken that is.

We have found no way to grow these organisms except in the Kendall medium, and even when Kendall medium has been supplied to these other scientists, they have not been able to sterilize the medium without raising it. Note the experience of this nature in the University of Pennsylvania laboratory.

It would seem to me, in view of these facts and the peculiar situation in which this matter seems to be involved, that it would be wise to select someone in whom you have every confidence and send him to the Rife Laboratory to work this problem out. Do you not feel that it should be someone who has actually grown filter-passing organisms and can see and recognize them? If you are unwilling to give us Dr. Gruner, will you not send a man whom you have selected here to us?

I cannot believe that any man lacking experience in handling filter-passing organisms and without a Rife microscope can succeed in many times the 108 days which you cite as a minimum.

Mr. Donner

-3-

May 27, 1936

You and we are seeking to conquer this horrible human curse. I realize that the general acceptance of our views will completely revolutionize present concepts concerning the causes of many diseases besides cancer. Therefore, the greatest care must be taken in each step if we are to avoid at least some of the tremendous antagonisms which always greet new ideas. For that reason, we are willing to go to extremes in checking our findings and having them checked, but we do not want to be checked by inexperienced men in a matter involving so highly technical and so specialized a knowledge.

Hoping you will bear with us and will consider patiently each point which this letter has tried to bring before you. I am

Very sincerely yours,


HILBANK JONESON

P. S. Regarding your request as to what strain of rats we use, so far as I know, we have no particular strain of rats and mice, except that we know they are particularly free of spontaneous tumors. A spontaneous tumor mouse or rat is immediately disposed of. My own suggestion to you is that mice are easier to handle and to inoculate than rats.

H. J.

Mr. William H. Donner, President
International Cancer Research Foundation
1616 Walnut Street
Philadelphia, Pennsylvania

Messrs Rife & Free arrived yesterday
after what they thought was a very
successful trip



Transcription of handwritten postscript to letter, Milbank Johnson to Mr. William Donner (President of the International Cancer Research Foundation), 27 May 1936.

Messrs Rife & Free arrived yesterday after what they thought was a very successful trip.
MJ

6-4-36

Dr J.C. Burnett
Alpine
N.J.

Dear Dr Burnett,

We arrived home safely after, what we feel was, a very successful trip and are now beginning to get things back in shape here at the laboratory.

We were greatly pleased to find the new laboratory ready for the roof and expect to be moving in by the middle of July that is going to be quite an undertaking and will take quite some time to get settled.

Jack and I both learned a great deal at the meetings in Chicago and fields of research were uncovered to us that in time should prove very valuable. Drs Lecocq Cowley and Petri were most interesting and we look forward to the time that we can learn more about their work.

We are beginning on the motion picture film to be shown at Detroit in September, as you suggested; by the way has a definite date been set for that meeting; we plan on about a thousand feet of 16mm along with new slides to show the recovery of filterable virus, ultra microscopic cell life and colloidal suspension particles.

The slit illuminator I spoke to you about was not in stock at Ziess in New York, but they expect a large shipment in some time this summer and will notify you when it arrives and I can talk it over with you when I see you at Detroit, along with some important factors of research that will give us an insight of great value in diagnostic work.

My eyes were given a close check by Dr Joseph Heitger in Louisville and he has limited my work on the microscope to two hours in twenty four with three minute rest periods, or else I'll be blind in a few years.

Our work at U of Pa. at Philadelphia and A.O. at Southbridge was most successful both Mr Donner and Mr Wells seemed very well pleased with the results of the trip.

Thanks again for your kindness in Chicago to us and with kindest regards to both Mrs Burnett and yourself

I remain very sincerely yours,

RRR-JF

San Diego, California.
June fourth, thirty-six.

COPY

UNIVERSITY OF CALIFORNIA
THE GEORGE WILLIAMS HOOPER FOUNDATION
Second and Parnassus Avenues
San Francisco

June 8, 1936

Milbank Johnson, M. D.
Pacific Mutual Life Bldg.
Los Angeles, Calif.

Dear Doctor Johnson:

I have succeeded in cultivating Cryptomyces Pleomorpha from one of the eggs inoculated under your direction from a K medium filtrate of a breast carcinoma. Since only one hanging block culture of a considerable number made from one of three eggs was positive, and since this culture was contaminated with a few cocci - from which I have separated the Cryptomyces in pure culture - I want to confirm this positive result with further cultivation experiments. This I am now doing with hope of unequivocal success.

Yours truly,

E. L. Walker (Signed)

3 eggs (fertilized) inoculated by Dr. Walker on
July 14th 1936 -



Transcription of handwritten endnote in letter from Dr. E.L. Walker to Dr. Milbank Johnson, dated 8 June 1936. Endnote added by Dr. Johnson.

3 eggs (fertile) inoculated by Dr Walker on May 14th 1936 -
MJ

June 9, 1936

My dear Dr. Gruner:

Enclosed please find a copy of a letter from Mr. Donner, the President of the International Cancer Research Foundation of Philadelphia, dated May 22, which disappointed me very, very much. I am also enclosing a copy of a letter addressed by me to Mr. Donner, dated May 27, which explains my position in the matter and I am also enclosing to you a letter addressed to me from Mr. Donner, dated June 2, which shows conclusively that he has not weakened in his original decision.

I cannot tell you how disappointed I am that they take this view of the matter, so different from what I had hoped they would take. However, a fact is a fact and I feel it my duty to tell you just as much about the situation as I know myself. We are going ahead somehow, and I think something will turn up to bring you to Southern California. If it does, you will hear from me by wire, but in the meantime, there is no certainty about anything, so if you get another opportunity, do not hesitate on our account to avail yourself of it. I really and truly am so sorry that we did not get the grant at this time, because I think that, inside of a year, we could have brought at least some of this work to a definite and positive conclusion. Keep on hoping with me and we will win in spite of scepticism.

The new laboratory building is going along in fine shape. There was a special room in there that we had set aside for you, and I hope it will not be minus its tenant very long. We hope to move into the laboratory on July 15.

Expressing my regrets again to you that "the best laid schemes o' mice and men gang aft a-gley" in which Mr. Rife joins me. I am

Very sincerely your friend,

MILBANK JOHNSON

P. S. If you find any money lying around in a horse-shoe track and not working, seize onto it and come on down here anyhow. You will always be welcome.

M. J.

Dr. O. C. Gruner
Hotel Bessborough
Saskatoon, Saskatchewan
Canada

American Optical Company

ESTABLISHED 1833 VOLUNTARY ASSOCIATION 1912



Southbridge, Mass., U. S. A.

June 16, 1936

Dr. Royal R. Rife,
Rife Research Laboratory,
San Diego, Cal.

Dear Dr. Rife:

Your letter under date of June 8 has come duly to hand and we are glad to know that the sample blocks we sent you for your inspection demonstration came safely to hand.

Under separate cover we are forwarding you from our own stock one of the mercury vapor lamps which you saw in use at Lensdale.

After testing this out, should you find it not suitable for the method you would propose, will you please return it to us at Lensdale.

In reference to the Rizley prisms, our recollection is that you were chiefly interested in knowing if we can furnish the Rizley prisms and we are pleased to advise you that we can do so. We do not know just what strength prism you would want but for your information can tell you that the maximum strength we are making for use in our trial sets is 15.00 prism diopters. However, no doubt by using a special cell stronger powers than this could be furnished.

Very glad to know that the spectacles for yourself and Mr. Free came safely to hand and you find them OK.

At your convenience, of course, shall be very glad to receive the films of Balboa Park you mention.

Will pass your letter along to the other members of the organization whom you met in Southbridge so that they can get your greetings first hand.

With very kindest regards to yourself and Mr. Free,

Yours very truly,
AMERICAN OPTICAL COMPANY.

Harry W. Hill
Gen. Mgr. Lens Works.

HWH/L

If your glasses aren't Ful-Vue they're not the latest style

UNIVERSITY OF CALIFORNIA
THE GEORGE WILLIAMS HOOPER FOUNDATION
SECOND AND PARNASSUS AVENUES
SAN FRANCISCO

June 20, 1936

Dear Mr. Rife: -

Many thanks for your interesting letter.

I wrote Mr. Anderson some time ago but
have received no reply. In looking up his
last letter - I find he has a foot note giving
a new address. I sent my letter to his old
address. It seems probable that he did not
receive my letter.

I have succeeded in cultivating *Cryptomyces*
twice from incubated eggs from one female
from cancer. I have three cancer filtrates in
exp 2 under incubation.

I expect to be down to San Diego in
next 2 or 3 months when we can talk
over the end many other things.

Yours truly,

G. L. Tucker

Transcription of letter from Dr. E.L. Walker to Dr. Rife, dated 26 June 1936.

University of California
The George Williams Hooper Foundation
Second and Parnassus Avenues
San Francisco

June 26, 1936

Dear Dr. Rife: -

Many thanks for your interesting letter. [I?] wrote Dr. Johnson some time ago but have received no reply. In looking at his [last?] letter - find he has a footnote giving a new address. I sent my letter to his old address. It seems probable that he did not receive my letter

I have succeeded in cultivating *Cryptomyces* twice from incubated eggs from one filtrate [from?] cancer. I have those cancer filtrates in [illegible] incubation.

I expect to be down to San Diego the [first of?] next month when we can talk [over?] this and many other things.

Yours truly,
E.L. Walker.

Southbridge
Massachusetts

July 6, 1936

Dr. R. R. Rife
708 Electric Building
San Diego, California

My dear Dr. Rife:

Mrs. Wells and I have been home three weeks tomorrow, but it doesn't seem that long. We have been frightfully busy even if we haven't a laboratory to build.

I was very much disappointed not to have the opportunity of getting down to call on you and Jack again before I came East but the last week was very hectic and on top of that I hurt my back and was very uncomfortable.

Of course, one of the first things I wanted to talk about when I reached Southbridge was your Microscope, and I find our people all marking time, waiting to hear from Buffalo.

I am talking today with my nephew, John M. Wells, and he tells me that he is going to Buffalo this week, and I said to John that I felt that our people there had had your instrument for long enough, it seemed to me, so that they could return it to you, as I know you must miss it in the work you are carrying on. I have asked John to follow this matter up when he is in Buffalo and see if the instrument cannot be sent to you express, forthwith. Whether or not the report is completed is immaterial at the present moment and we will give the people in Buffalo all the time they want, as far as I am concerned, to check the matter over, and as soon as their report reaches Southbridge and is discussed here, we can forward the same on to you with the comments of our people here.

Believe it or not, I have not as yet been down to our Lens Factory, and I have seen Mr. Hill but twice, and then I did not have the opportunity of talking with him in reference to your visit. Mr. John Wells tells me that we have shipped certain things which you wanted and I am personally wondering how you and Jack are getting along.

I remember our last visit and your interest in the old pipe in my Antique Room. I meant to bring it down and have it packed and shipped to you. I will do this in the near future and hope you will get a lot of pleasure out of it.


Smithbridge
Massachusetts

- 2 -

I am still hoping to be able to leave for California the end of September; time only will tell whether or not my hopes will be fullfilled.

I am sure all of your friends here would join with me in sending very kindest regards to you and Jack.

Sincerely yours

A handwritten signature in cursive script, appearing to read 'AB Wells', written in dark ink.

ABWells/
vll

THE INTERNATIONAL SYSTEM

12:25 P

STANDARD TIME
INDICATED ON THIS MESSAGE

Commercial
Cables



All America
Cables

Mackay

Radio

| | |
|-----|--------------------|
| DL | DAY LETTER |
| NL | NIGHT LETTER |
| NM | NIGHT MESSAGE |
| LCO | DEFERRED CABLE |
| NLT | NIGHT CABLE LETTER |
| | RADIOGRAM |

SD - 5 - 14

SAN FRANCISCO

CALIF

11:31 A JULY 7 '36

DR E L WALKER

7831 EXCHANGE

LA JOLLA

CALIF

BOTH BERKEFELD N FILTRATE GUINEA PIGS NEGATIVE FOR TUBERCULOSIS ON AUTOPSY
SIXTY THREE DAYS

MARION HANDMAN GOOPER FOUNDATION

Telephone Your Telegrams to Postal Telegraph

THE INTERNATIONAL CANCER RESEARCH FOUNDATION

1616 WALNUT STREET
PHILADELPHIA, PENNSYLVANIA

WILLIAM H. DONNER, PRESIDENT
ARTHUR V. MORTON, VICE-PRESIDENT
MILDRED W. S. SCHRAM, PH.D., SECRETARY
FIDELITY-PHILADELPHIA TRUST CO., TREASURER

SCIENTIFIC ADVISORY COMMITTEE
JAMES EWING, M.D.
BURTON T. SIMPSON, M.D.
FRANCIS CARTER WOOD, M.D.

ADMINISTRATIVE TRUSTEES
WILLIAM H. DONNER
THOMAS S. GATES, LL.D.
ARTHUR V. MORTON
HON. GEORGE WHARTON PEPPER
EDWARD R. WEIDLEIN, D.Sc., LL.D.

July 13, 1936

Commander R. R. Rife
2500 Chatsworth Boulevard
San Diego
California

My dear Commander Rife:

After many days, at last there is enclosed an abstract of the case history which you desired, namely, that of Specimen 4, MC-1402. This has just been received from the Hospital.

The rats in our experiments are behaving well, despite the terrific heat, and their lesions resulting from inoculation are being carried through according to directions.

Hoping that all is going well with you, I am

Yours very truly,

M. W. S. Schram

MWSS/b
enc.

UNIVERSITY OF CALIFORNIA
THE GEORGE WILLIAMS HOOPER FOUNDATION
SECOND AND PARNASSUS AVENUES
SAN FRANCISCO

July 17, 1936

Dear Dr. Rife:

I regret that we were unable to see you and Mrs. Rife again before returning home. Mrs. Walker was ill Sunday and we left early Monday morning. Also please convey to Dr. Johnson our regrets at not seeing him and Mrs. Johnson again. I hope you have moved into your new laboratory.

I was anxious to get back and attempt to finish up the cultivation work on cancer. I regret to say that the egg cultures on two other breast cancer filtrates, made just before my departure for San Diego, were negative. I have inoculated

UNIVERSITY OF CALIFORNIA
THE GEORGE WILLIAMS HOOPER FOUNDATION
SECOND AND PARNASSUS AVENUES
SAN FRANCISCO

some more eggs from these filtrates and
am on the lookout for more cancers.
You must realize that I am working
in the dark, not having a microscope
to determine whether or not my filtrates
contain Bx. If I fail to get results from
further cultivations it may be necessary
to go down to San Diego again where I
can have the presence or absence of Bx
in my filtrates.

With many kind regards.

E. L. Walker.

Transcription of 2-page letter from Dr. E.L. Walker to Dr. Rife, dated 17 July 1936.

University of California
The George Williams Hooper Foundation
Second and Parnassus Avenues
San Francisco

July 17, 1936

Dear Doctor Rife:

I regret that we were unable to see you and Mrs. Rife again before returning home. Mrs. Walker was ill Sunday and we left early Monday morning. Also please convey to Dr. Johnson our regrets at not seeing him and Mrs. Johnson again. I hope you have moved into your new laboratory.

I was anxious to get back and attempt to finish up the cultivation work on cancer. I regret to say that the egg cultures on two other breast cancer filtrates, made just before my departure for San Diego, were negative. I have inoculated

[page 2]

some more eggs from those filtrates and am on the lookout for more cancers. You must realize that I am working in the dark, not having a microscope to determine whether or not my filtrates contain BX. If I fail to get results from further cultivation it may be necessary to go down to San Diego again when I can have the presence or absence of BX in my filtrates.

With many kind regards.
E.L. Walker

American Optical Company

ESTABLISHED 1833 VOLUNTARY ASSOCIATION 1912



Southbridge, Mass., U. S. A. August 4, 1936

Dr. Royal R. Rife,
Rife Research Laboratories,
San Diego, California.

Dear Dr. Rife:

Very sorry to hear from your letter of July 28 that the mercury vapor lamp we sent you was in some way defective. As this was a new lamp and shipped in the same container as we received it in Southbridge, there may have been some inherent defect in the lamp and would be obliged to you if you would return it to Southbridge and we will try and get an adjustment for the same.

In the meantime, we have ordered another lamp for you to be shipped direct from the source of supply to San Diego and trust that you will have better luck with this one.

Naturally we are waiting with much interest a report from you as to your conclusions and any recommendations you may make in reference to this inspection question.

Congratulate you upon getting into the new laboratory and it certainly must be very helpful to you as upon our brief visit earlier in the year, it could not fail to impress a visitor with the fact that you were terribly crowded.

Thank you very much for the film which you are forwarding to us and will have it attached to the one we had made up of pictures on our trips through California and other places.

Please convey kindest regards to Mr. Fee and the same to yourself. Will pass on your letter to others in our Southbridge organization whom you met.

Yours very truly,
AMERICAN OPTICAL COMPANY.

Harry W Hill
Gen. Mgr. Lens Works.

RWH/L

If your glasses aren't Ful-Vue they're not the latest style

MISSOURI BOTANICAL GARDEN

ST. LOUIS

OFFICE OF THE DIRECTOR
3815 TOWER GROVE AVENUE

CABLE ADDRESS
"MOBOTGARD"

ARBORETUM, GRAY SUMMIT, MO.
TROPICAL STATION, BALBOA, C. Z.
EUROPEAN REPRESENTATIVE,
HOVE, SUSSEX, ENGLAND

Apartado 707
San José, Costa Rica
Aug. 5, 1936.

Com. R.R.Rife
708 Electric Bldg.
San Diego, Cal.

Dear Commander Rife:

I have just received a letter from my assistant in St. Louis, that the cultures have been shipped to you prior to his letter of July 13, but I fear they were sent to an incorrect address as he states that he lost the slip with your address and his memory may have played him false. If you have not received them long ago, please write directly to him: Mr. Ralph Hervey, Mrs. Seneca Taylor 4218 Washington Ave., St. Louis, Mo. and he will prepare fresh ones for you. I am instructing him by the same mail to that effect. The cultures were not quite ready to ship when I left St. Louis the first of June or I would have sent them personally. I am very sorry if you have not received them yet.

I have not heard from Philadelphia since I left there the beginning of the following week, but I shall be very much interested to learn of the progress of the experiments. I have found a very interesting case of piedra here, also all the mushrooms I can take care of properly. The country is lovely and I have been having a very interesting time.

Sincerely yours,

Carroll W Dodge

Southbridge
Massachusetts

August 5, 1936


Dr. Royal R. Rife
Rife Research Laboratories,
San Diego, California

My dear Dr. Rife:

Mr. Hill kindly sent up your letter of July 28 for me to read, and I can't wait to offer you and Jack my most sincere congratulations upon hearing that you have moved into your new Laboratory. I hope you have many happy years and turn out many wonderful things there.

I am looking forward to seeing you soon after I return to California, and with kindest regards, I remain

Yours very truly



ABWells/
vll

Dr Milbank Johnson
W. Royal R. Rife
& Associates

Aug. 6, 1936
125 West Elk St
Glendale, Calif

Dear Doctor:

Since my visit to San Diego of last Saturday (8-3-36) my hand felt fairly good for 48 hours. However, Wednesday my finger, next to little finger started to get red and swollen, similar to the condition of my little finger of several months ago. There seems to be a great deal of drawing or gathering pain. I have been feeling rather weak, during the past 10 days, of course this I rather blamed on my seeming cold, as I have been coughing & spitting a great deal of flem. Felt quite elated last Saturday when Dr. Rife & Mr. Free checked through the microscope. Thought you would like to know, as I may not see you personally due to my train not arriving until noon ^{12/31}/₇ unless, I am fortunate in driving down with Mr. Graham or some one.

Sincerely,

Lee N. Miller

Transcription of handwritten letter from Lee W. Miller to Dr. Milbank Johnson and Dr. Royal R. Rife, dated 6 August 1936.

Aug. 6, 1936
125 West Elk at
Glendale Calif

Dr Milbank Johnson
Dr. Royal R. Rife
& associates

Dear Doctor:

Since my visit to San Diego of last Saturday <8-1-36> My hand felt fairly good for 48 hours. However. Wednesday my finger, next to little finger started to get red and swollen, similar to the condition of my little finger of several months ago. There seems to be a great deal of drawing or gathering pain. I have been feeling rather weak, during the past 10 days, of course this I rather blamed on my seeming cold, as I have been coughing & spitting a great deal of flem. Felt quite elated last Saturday when Dr. Rife & Mr. Free checked through the microscope. Thought you would like to know, as I may not see you personally due to my train not arriving until noon 12/30 pm unless I am fortunate in driving down with Mr. Graham or some one.

Sincerely,
Lee W. Miller

DR. J. C. BURNETT

ALPINE, NEW JERSEY

August 15, 1936.

Dr. R. R. Rife,
708 Electric Bldg.,
San Diego, California.

Dear Dr. Rife,

Thank you very kindly for your letter in re of your microscopic moving picture. I have been working on the different cycles of microscopic development, and my findings have been that there are five different series of cycles of filterable virus, they develop in cycles 1, 2, 3, 4, and 5; the next series, 6 to 23, are the cycles of unfilterable bacterial development. If in your work you can find some way of coordinating these ideas of 1 to 23 cycles of bacterial development by different stages of magnification, I think it would be a knock out for you. This has never been done, and the world of bacterial investigation is ripe for just such evolvement, and you would get a definite priority recognition, which is one of the main reasons why I interested you in this society for, while we may have a few methods that may help you in your work, one of the main factors which you must never lose sight of, is the fact of priority recognition in order to give you standing and precedent with the rest of the microscopic researchers. There is no reason why your name should not go down in history along with Pasteur, and the other great names in medical history, as your field is eminently a field of preventive medicine; it will help to develop a technique to prevent the scourge of disease.

You might write direct to Dr. J. F. Spaunhurst, Secretary of the American Electronic Research Association, 527 State Life Building, Indianapolis, Indiana, and send him the heading of your paper in order that it may reach him in time to be printed in the September journal.

I have tried to get word from the Zeiss people concerning the microscopical adjunct which you desired. They said they would notify me when it came from Germany. However, I have not yet had any such notification. If I knew definitely what you desired, I might be able to hurry it along, but as they are peculiar people to deal with, I have not yet been able to get anything definite from them.

If there is anything that you would like to have me get from them, and if you will state definitely what it is, I will try to help you get it, but when I go after anything I must know what I am going after in order to attain my objective; that is part of the technique. As far as my knowledge has gone, no one has ever reached their objective unless they knew what their objective was. When I go after anything I stay with it until I get it. So that if you have a definite idea of anything you would like to have me get in New York from the Zeiss people, or any one else, I will

DR. J. C. BURNETT

ALPINE, NEW JERSEY

be very glad to get it for you, if you think it will help you in your work.

Kindly convey my very kindest regards to your good wife, who has undoubtedly been a great inspiration to you in your work, and to your good friend, Mr. Free, and with deep appreciation to you for the excellent work which you are doing, and also attempting, I remain,

Sincerely,

A handwritten signature in cursive script that reads "Dr. J. C. Burnett". The signature is written in dark ink and includes a large, stylized initial "D" and a long horizontal flourish at the end.

UNIVERSITY OF CALIFORNIA
THE GEORGE WILLIAMS HOOPER FOUNDATION
THE MEDICAL CENTER
SAN FRANCISCO

August 21, 1936.

Millbank Johnson, M.D.
Rife Research Laboratory
San Diego, California

Dear Doctor Johnson:

This is a progress report on attempts to cultivate Cryptomyces from cancer. Excluding obviously unsuitable cases and contaminated material, fourteen cases of breast cancer have been cultivated. Of these, ten were subjected to the original technic of direct transfer from the K. medium to the Gruner medium, and five were passed through incubated fertile hen eggs before inoculation on to the Gruner medium. All of the cultures by the first technic have remained negative. Of the five cultures passed through incubated eggs, one only has given positive cultures of Cryptomyces. All of the others have remained negative, although dozens of eggs have been inoculated with the K-medium cultures. Cryptomyces has also been obtained once as an air contamination of a Petri dish of Gruner medium.

I trust that you and Dr. Rife have got settled in the new laboratory and that the work is progressing satisfactorily.

Yours truly

E. L. Walker

E. L. Walker

RECEIVED AT

STANDARD TIME
INDICATED ON THIS MESSAGE

Postal Telegraph

THE INTERNATIONAL SYSTEM

Commercial
Cables



All America
Cables

Mackay

Radio

This is a full rate Telegram, Cablegram or Radiogram unless otherwise indicated by signal in the check or in the address.

| | |
|-----|--------------------|
| DL | DAY LETTER |
| NL | NIGHT LETTER |
| NM | NIGHT MESSAGE |
| LCO | DEFERRED CABLE |
| NLT | NIGHT CABLE LETTER |
| | RADIOGRAM |

1936 SEP 11 PM 6 00

S215 19/ 22 NL XU=TDPN ALPINE NJ 11

DR R R RIFE=

708 ELECTRIC BLDG SANDIEGO CAL IF=

LETTER RECEIVED WIRE AMOUNT REQUIRED FOR TRIP LECTURE SCHEDULED
MONDAY NIGHT SEPTEMBER TWENTY FIRST DR LECOCQ REQUESTS
INTERVIEW TUESDAY ANSWER IMMEDIATELY POSTALTELEGRAPH=
DR J C BURNETT.

CLASS OF SERVICE

This is a full-rate Telegram or Cablegram unless its deferred character is indicated by a suitable symbol above or preceding the address.

WESTERN UNION (48)

R. B. WHITE
PRESIDENT

NEWCOMB CARLTON
CHAIRMAN OF THE BOARD

J. C. WILLEVER
FIRST VICE-PRESIDENT

SYMBOLS

| |
|--------------------------|
| DL - Day Letter |
| NM - Night Message |
| NL - Night Letter |
| LC - Deferred Cable |
| NLT - Cable Night Letter |
| Ship Radiogram |

The filing time shown in the date line on telegrams and day letters is STANDARD TIME at point of origin. Time of receipt is STANDARD TIME at point of destination.

Received at 341 Plaza, San Diego, Calif. ^{Always}Open Telephone Main 2151

1936 SEP 14 PM 7 50

FA405 12/18=TDFH CLOSTER NJ 14 1014P

DR R R RIFE=

708 ELECTRIC BLDG SANDIEGO CALIF=

BRING SLIDES SHOWING PARTS OF MOLECULE AND LAYERS OF
INSULATION ANSWER WIRE COLLECT IMMEDIATELY BY WESTERN UNION
KINDEST REGARDS=

DR J C BURNET

Handwritten initials

ma 4786

DA 800P MW
810P MW
822P MW
835P MW UNRAISED

Bay 3206

MRS RIFE

855P

This document accessed at www.rife.org

American Optical Company

ESTABLISHED 1833 VOLUNTARY ASSOCIATION 1912



Southbridge, Mass.

September 22, 1936

Dr. R. R. Rife
Rife Research Laboratory
San Diego, California

Dear Dr. Rife:

Very glad indeed to receive your letter of the fourteenth and to know that the new mercury Vapofier lamp reached you safely and that you have already had it in operation under different methods, and we certainly shall wait with much interest further advices from you in reference to the methods you feel are going to be helpful to us, especially for our inspection on the block in the grinding room.

This is particularly true of certain lines of work which the men (who are responsible for processing it after it leaves the grinding room) are continually pointing out how much better results they might have had if we could detect certain defects and overcome them before the work is sent to their particular department.

We can appreciate your satisfaction in having your new laboratory so much more conveniently arranged than your old quarters. We, at Lensdale, are hoping that sooner or later rearrangement of our equipment may make for better results, but doubt if we shall be as fortunate as you in being able to start from the ground up and have space especially designed for our particular work, as any changes we may be authorized to make may have to be in the present space. However, we hope to get some very satisfactory results even though we may not get the ideal arrangement.

The film you sent us of that particular feature of the Exposition has not had a very bad effect upon the morals of our New England people as they are getting somewhat used to it, there being a similar colony through the summer time at Provincetown on the Cape. However, the surroundings there are not as suitable as they were at the Exposition and we shall certainly treasure the film you sent.



American Optical Company

Dr. R. R. Rife

-2-

9/22/36

Understand that Mr. A. B. will shortly be leaving for California and no doubt will take an early opportunity of getting in touch with you.

Please give my best regards to Jack and with the same to yourself,

Yours very truly

Stanley W. Hill

HWH:M

THE INTERNATIONAL CANCER RESEARCH FOUNDATION

1616 WALNUT STREET
PHILADELPHIA, PENNSYLVANIA

WILLIAM H. DONNER, PRESIDENT
ARTHUR V. MORTON, VICE-PRESIDENT
MILDRED W. S. SCHRAM, PH.D., SECRETARY
FIDELITY-PHILADELPHIA TRUST CO., TREASURER

SCIENTIFIC ADVISORY COMMITTEE
JAMES EWING, M.D.
BURTON T. SIMPSON, M.D.
FRANCIS CARTER WOOD, M.D.

ADMINISTRATIVE TRUSTEES
WILLIAM H. DONNER
THOMAS S. GATES, LL.D.
ARTHUR V. MORTON
HON. GEORGE WHARTON PEPPER
EDWARD R. WEIDLEIN, D.Sc., LL.D.

September 30, 1936

Commander R. R. Rife
2500 Chatsworth Boulevard
San Diego
California

My dear Commander Rife:

As this is about the time when we expect end results in the inoculated mice, we are writing to ask what your experience has been, and to remind you that we shall be glad to have the autopsies performed on the last set of animals, as you suggested would be desirable.

We shall be interested, too, to know what progress has been made in the building of your fine new workshop, and hope that all has come up to your expectations.

Yours very truly,

M.W.S. Schram

MWSS/b

COPY

3640 University Street
Montreal, P.Q
Oct.4-1936

My dear Dr. Johnson-

I am sending you sincere apologies for the length of time which has elapsed since your very kind letter telling me all about the events in San Diego since I had the honour and pleasure of seeing Dr. Rife's work. However, the delay has been due partly to my being most of the time in the Mountains, in our cottage there, not returning to Montreal till the second week in September, and all that time being in doubt as to whether to return to Saskatoon or not. The decision to resume the work at McGill was not really made till nearly the middle of September, as I felt rather strongly that I ought to have carried on at the less congenial work, which was also more necessary to that portion of humanity of the Middle West than the work here. I felt that in your centre of research, especially after your letter telling me how much you had done the "torch" was well enough carried. Dr. Archibald however waived away everything but that I should settle down to further studies here.

It was encouraging to hear of your successes with the organism - as Dr. Pauline Beregoff here, who had come into the Laboratory after my isolating that organism, had taken a sample to her own laboratory, and worked with it all the time I was away in Saskatoon, and published her results in the Canadian Medical Association Journal for June, saying that that organism has nothing to do with malignancy; she had never had a single success. She wrote to me in Saskatoon before I left there telling me of her negative findings, and that she was publishing them; but there was no time for me to do anything about it; the idea that it is only a phase - as you have demonstrated - has not entered her consideration, and so far there is no point in enlightening her on the insufficiency of her conceptions. I am aiming at working parallel with Dr. Rife about it for the next few months, and than an independent confirmation of your conception would be opportune, in the above-named Journal.

You ask about making the vaccine; that was done by the standard method; the assessment of strength was done by an opalimeter checked by counts to produce an approximate strength of 1000 mill. per c.c.; but of this only one-tenth of a c.c. was used for inoculation, the stock strength having been halved.

I will be writing again from time to time. At present I am expecting to work on here for a time; whether we could come down to San Diego later is not yet in view, as there is quite a programme to proceed with for Dr. Archibald.

Our very kindest remembrances to Mrs. Johnson and yourself from us both; also to Dr. and Mrs. Rife.

Ever your sincere friend,

O. C. Gruner (Signed)

LETTERMAN GENERAL HOSPITAL

San Francisco, Calif.
October 29, 1936

My dear Milbank:

Shortly after I mailed your letter yesterday I was fortunate enough to get in touch with Dr. Walker and, after a very pleasant conversation, made arrangements for him to visit this hospital and contact Colonel McDonald (our Executive Officer).

This morning at 9:30 Dr. Walker called at the hospital and had quite an extended conversation with Colonel McDonald. I believe that Dr. Walker is going to write to you in detail with reference to the conversation. Colonel McDonald has requested me to tell you that he and the Commanding Officer are ready at all times to cooperate and do everything possible to assist Dr. Walker and you in this very estimable and valuable work.

We have very few cases of cancer of the breast but I am sure that if any cases of this character should enter the hospital Dr. Walker will be notified immediately. You can readily understand that as a whole we have very few women patients. This is natural, of course, as the hospital is primarily intended for the treatment of military men.

Colonel McDonald has also asked me to tell you that we have an exceedingly excellent pathologist here (Major Raymond O. Dart), so I am sure that if any of the material should appear at this hospital it will be taken care of in the exact manner that you or Dr. Walker may wish.

In my hurry to get the letter off yesterday I overlooked mentioning that I am changing my residence on November 4. Our future home will be at 571 - 39th Avenue, only a short distance west of where we now reside, but our telephone number will be the same; namely, SKyline 9624. This change is due to the fact that the owner of the house I now occupy, who is a personal friend of mine, is returning from duty in Panama and, although he did not ask me to vacate, I knew that he would prefer to live in his own home. Our new residence, taking it all in all, is really more suitable for my family than the present one. Elsa especially is elated over the arrangement of the house.

All are well here in San Francisco. I do not know whether or not I told you in my previous letters that Maybelle is a fond mother which makes the fourth grandchild in the immediate branch of the family. The baby and mother are doing splendidly. Baby was born in August.

The two boys and their families who are away from home are well, happy, and contented.

Some time back I think I asked you about a book which you used to possess on the genealogy of the Lothrop family and, as I remember, you said you had given the book to Louiez. Am I correct? I neglected writing to Louiez about this matter at the time and want to be sure that my memory is right before asking that she loan me the publication.


I assure you that I am always ready to be of any assistance whatsoever to you and regret that the material you desired was not readily available at the hospital. At least I was able to get action within a short period of time although it was not of a final nature.

Sincerely yours,

Norris (Signed)

JAMES N. LOTHROP

Dear Roy: - This copy to show you that it looks like I have gotten a start - up there. & maybe we can get some tissue out of the hospital for our work - Don't forget to send me the Plexor - as I need it - I had 18 Patients in the clinic yesterday - all are doing well



Transcription of a handwritten note in letter originally from James N. Northrop (of Letterman General Hospital, San Francisco) to Milbank Johnson, dated 29 October 1936. The note is added to a copy of that letter, and written by Milbank Johnson to Roy Rife.

Dear Roy: - This copy to show you that it looks like I have gotten a start-up there, & maybe we can get some tissue out of the hospitals for our work - Don't forget to send me the Plexer[?] - as I need it - I had 18 patients in the clinic yesterday - all are doing well.
MJ

November 4, 1936

My dear Dr. Grumer:

Your note of October 30 just received. I shall be very glad to meet your friend, Dr. Maude Abbott, when she arrives in Los Angeles or Pasadena and we will do whatever we can to make her have a good time. I am always glad to meet your friends.

We are having a great time out here. I have opened a clinic in the Pasadena Home for the Aged and am having excellent luck. Of course, what I am trying to do is to experiment with the effect of the Rife Ray on bacteria in vivo. Our laboratory work has demonstrated pretty conclusively what it will do in vitro.

The clinic is held three mornings a week, Tuesday, Thursday and Saturday. Yesterday I had eighteen patients. Among them were two cases of pulmonary tuberculosis, three cases of carcinoma, two cases of old chronic varicose ulcers of the leg, and sundry other cases of more or less definite infectious origin.

Last summer, in hunting for an NCR for the other two reproductive forms of the cryptomyces pleomorphia, we ran into a new band of oscillations which introduced itself to us by killing all three forms — those that we called III, our filter-passing form; then a transitional form such as you found in the monocytes in the blood; and then the third or highly developed form coming from the sporangium forming from the hyphae of the mycelium. At the same time that this new wave band arrived, we broke all the glass in the laboratory of a certain shape, not only in the room where we were working but in all the other rooms. As we had moved into the new laboratory before the reinforced concrete was perfectly dry, we had been troubled a great deal with a mold because in the microscope room there were no windows, but this band not only destroyed that mold, which was growing on leather objects in the room, but every bacteriological culture that we had in the laboratory! It cleaned us out completely so that we had to start from scratch and replace our losses. In fact, we were all so surprised that we began to feel each other's pulses to see if we were still alive. As no harm had been done to us, we proceeded to test the new band out on mice, rats, rabbits, guinea pigs, and dogs. So far as we were

able to discover, it is not at all destructive or injurious to normal cell tissue. While we have been forced to modify our machines so as to produce this new band, still it is so much more effective clinically that we look upon it as a very advantageous discovery. However, our experience has forced us to do all of our experimenting with the new ray completely outside of our laboratory building or abandon all forms of bacteriological experiment, because it instantly kills them all.

In my clinic, Doctor, I have a lot of trouble in determining quickly without biopsy the diagnosis in suspected malignant cases, and it has occurred to me that if I could get a fresh tube of your vaccine made from the cryptomyces pleomorphia, it would not only help me in determining the nature of these suspected cases, but it would assist you in demonstrating the efficacy of your vaccine. Would it be possible for you to make me up a tube that I could use? After the general clinical results that I have obtained thus far, I can assure you that no one, not even myself, could help but be astounded at the results we are now obtaining with the assistance of our new machines and our new band of XCR's.

I certainly wish that you were here to work with me because I am afraid that even you, who know what we are trying to do, will not believe some of the yarns that I would have to tell you as to what is occurring in that clinic without actually seeing them yourself!

If you could make me some of that vaccine, I would appreciate it very much if you would do it right away so that I could have it to go on with. I will send you a report of all the cases that I use it on.

Of course, with our astounding presidential election that took place yesterday, none of us know which way the cat is going to jump, but I can say this to you, that I find my little bugs much more tractable and predictable than the human race, and the way I feel this morning, my association with them has been more satisfactory than with my fellow man up to date! Maybe I will not feel this way next week.

With kindest regards to yourself and Mrs. Gruner and also to Dr. Archibald if you should see him, I am

Very sincerely, your friend,

WILBANK JOHNSON

Dr. G. G. Gruner

Dear Ray: - This letter is in answer to the attached copy - It shows that Dr. Gruner has not forgotten us "See" didn't we get a wallopp of the Electron yesterday? Sincerely, Wilbank Johnson 10/21/36

Transcription of handwritten note in a letter originally from Milbank Johnson to Dr. O.C. Gruner dated 4 November 1936. The postscript note is added to a copy of that letter, and written by Milbank Johnson to Roy Rife.

Dear Roy: -

This letter is in answer to the attached copy -
It shows that Dr Gruner has not forgotten us
"Gee" didn't we get a wallup" at the election yesterday?

Sincerely,
Milbank Johnson
10/4/36



MARVEON DISPLAYS, INC.

ROCK SPRINGS, WYOMING

604-608 DEWAR DRIVE

PHONE 170

Nov. 10, 1936

Mr. Roy Rife
2500 Chatsworth Ave.
San Diego, Calif.

Dear Friend Roy:

We have been very fortunate of late in perfecting a reflector which is 100% efficient in the reflection of both Neon and incandescent illumination, with which we are producing some very unusual results in the advertising field. I am now furnishing Neon manufacturers with what we call Marveon equipment. It is working out very successfully.

As we have become better acquainted with this new principle in reflection, we see tremendous possibilities for it in the medical world from the standpoint of superior irradiation, along with great possibilities in concentration of lethal, X, and other rays--which has never before been possible, anywhere near to the degree of efficiency of our Marveon reflector.

Roy, I appreciate your cooperation in the past, and feel that time has now come when it may be possible, by working together in this tremendous new field, to bring about results never before appreciated. I know this may sound somewhat out of line to you and hard to believe, for illumination engineers have been working with parabolas ever since the rule for laying out parabolical reflectors was originated, but have never stumbled on to this new principle.

If you have last month's Popular Mechanics, note the article on solar heater and what has been developed up to this point without the aid of this new found principle. Then, in this month's Popular Mechanics, you will notice an article, on page 850, pertaining to the lethal and other rays. Now, after having read these two articles and appreciating the fact that 40% efficiency in reflectors has been around the maximum efficiency in the past, then appreciating the fact that we have 100% efficiency in a plate chrome copper reflector which we are now producing, you will immediately appreciate the possibilities before us.



MARVEON DISPLAYS, INC.

ROCK SPRINGS, WYOMING

604-608 DEWAR DRIVE

PHONE 170

Nov. 10, 1936

#2
Roy Rife

With the aid of your knowledge and spectroscope, we shall soon find ourselves in fields never before explored.

I am extremely busy at this particular time, getting the volume and the advertising end of it up to where I can leave it to go deeper into the subject with you, if you so desire. As I have not seen you for some time, I know little of what you have planned ahead. If you are not too busy, I urge that you get in touch with me immediately and let me know your disposition in regard to this matter, as I feel there is no time to be lost in your particular field. I also feel that you should have first opportunity to test these possibilities.

With best personal regards to yourself and Mrs. Rife, I remain,

Yours very truly,

MARVEON DISPLAYS, Inc.

D. F. Sawyer, Pres.

DFS:AS

MILBANK JOHNSON, M. D.
~~XXXXXXXXXXXXXXXXXXXX~~
LOS ANGELES, CALIFORNIA

November 17, 1936

Dear Roy:

I am just in receipt of the following telegram:

"NO REPLY FROM RIFE AM ANXIOUS TO KNOW OUTCOME HIS ANIMAL
EXPERIMENTS WITH CULTURES HE TOOK FROM HERE ALSO INTERESTED
TO HEAR ABOUT TUBERCULAR RABBITS KIND REGARDS


W H DONNER"

I think you ought to answer this telegram yourself because I
can't answer it. I am sending you a copy of the letter I am
sending him in reply, but that doesn't excuse you from writing
your letter, so please get busy!

Thanks for the plexer. It arrived O. K. and has
already been useful.

I was not aware that you had inoculated any rabbits
with TB -- only guinea pigs.

Yours very sincerely,


MILBANK JOHNSON

Mr. Royal R. Rife
2500 Chatsworth Boulevard
San Diego, California

800 BURLEIGH DRIVE
SAN RAFAEL HEIGHTS
PASADENA



MARVEON DISPLAYS, INC.

ROCK SPRINGS, WYOMING

Nov. 20, 1936

604-608 DEWAR DRIVE

PHONE 170

Mr. Roy Rife
2500 Chatsworth Ave.
San Diego, Calif.

Dear Friend Roy:

Was very much pleased to hear from you, and to get the good news that you are moving into a new laboratory. I can appreciate what this means to you as I realize you have planned for it for some time.

It is my intention to be San Diego around December 4th, at which time I would appreciate spending two or three days with you on the subject.

I have been told by a local dentist that the standing offer on the Pyorrhea cure is \$1,000,000 instead of \$135,000. Was also informed by this same dentist--who visited Layo's and is fairly familiar with recent developments along medical lines, that if I have what I say I have, we can do it. Only mention this to give you something to think about until my arrival early in December.

Again thanking you for past favors. With best personal regards to you and Mrs. Rife,

Yours truly,

MARVEON DISPLAYS, Inc.

D. F. Sawyer, Pres.

6

DFS:AS

MILBANK JOHNSON, M. D.
~~PERIODIC CHECK UP ON BLOOD~~
LOS ANGELES, CALIFORNIA

November 23, 1936

My dear Roy:

This is just a line to urge you to get ready with several varieties of filter-passing forms of bacteria, and to let me know when you can meet Dr. Bridges. I think it is very important that you see him as soon as you can. I don't believe you enjoy the prospect of this and I am sorry it is necessary, but I feel that you will agree with me at least that since you said you were going to do it, the sooner you do it the better. Be sure to be prepared with several species of filter-passing forms.

The clinic up here is going along very nicely -- in fact, most satisfactorily in most cases. I have a lot to tell you about when I see you.

Be sure to get your numbers on the steps of the laboratory before the big heavy rain and frost come. Otherwise they are apt to peel off.

I hope Mrs. Bridges continues to improve.

Incidentally, I had a letter the other day from Mr. Welles, urging me to see him when I come down there. He says he has something to say to me -- I cannot imagine what he wants but I will see when I get there.

Yours very sincerely,



MILBANK JOHNSON

Mr. Royal R. Rife
2500 Chatsworth Blvd.
San Diego, California

600 BURLEIGH DRIVE
SAN RAFAEL HEIGHTS
PASADENA

THE INTERNATIONAL CANCER RESEARCH FOUNDATION

1616 WALNUT STREET
PHILADELPHIA, PENNSYLVANIA

WILLIAM H. DONNER, PRESIDENT
ARTHUR V. MORTON, VICE-PRESIDENT
MILDRED W. S. SCHRAM, PH.D., SECRETARY
FIDELITY-PHILADELPHIA TRUST CO., TREASURER

SCIENTIFIC ADVISORY COMMITTEE
JAMES EWING, M.D.
BURTON T. SIMPSON, M.D.
FRANCIS CARTER WOOD, M.D.

ADMINISTRATIVE TRUSTEES
WILLIAM H. DONNER
THOMAS S. GATES, LL.D.
ARTHUR V. MORTON
HON. GEORGE WHARTON PEPPER
EDWARD R. WEIDLEIN, D.Sc., LL.D.

November 24, 1936

Dr. Milbank Johnson
Hudson Terminal Building
Los Angeles, California

Dear Doctor Johnson:

I wrote Rife when I got back, early in October, but have not had an answer. I know he is not good at writing letters, and so wonder whether you could get his report for me, as you offered to do in your recent letter, for which accept my thanks.

Yours truly,

W.H. Donner

Dear Roy: - Please answer this -
if you have anything to say, say it
if you have not anything to say please tell
me why.

gd
Just received via air mail.

Transcription of handwritten note added to a letter originally sent from William H. Donner (President of the International Cancer Research Foundation) to Dr. Milbank Johnson, dated 24 November 1936. The postscript note for Roy Rife was added to Donner's letter by Milbank Johnson.

Dear Roy: - Please answer this -
if you have anything to say, Say it
if you have not anything to say then tell
him why.

MJ

Just received via air mail.

My dear Dr Johnson,

Yours of the twenty-third received and am sorry to say I am having some difficulty in getting my filter-passing forms in shape as I have been sick for over a week and have done little or no work.

The more I think of Bridges passing on any capabilities or faults of my microscope the less good I can see derived from the whole affair. Who is he to pass judgement on my microscope? As far as I know he has never even built a hand magnifying glass furthermore I do not think that anyone that has spent twentyfive years on one job and that one job still uncomplete is in any position to judge the work of others.

That Cal-Teck and Mt. Wilson crowd promised us, as you remember, an absolutely confidential report on the old no. one scope. You are also aware they did not even test the instrument and moreover published that it was lacking in the merits of the standard microscope. So I think the less we have to do with anyone associated with this group the better off we will be.

I do not care what a few of the narrow minded sceptics think of my microscope and as you know if it was the best in the world there would still be those few that would scream fake.

I think that the photo-micrographs that have been made with these instruments speak for themselves. There are only two men in the world that I consider capable of testing any complicated optical devise, one of these is Luccle of Germany who studied under Abbe, the other Raymond of the Royal Society of England.

I am preparing a paper describing the optical principles of all of these microscopes in full detail which will be published both here and abroad and until this goes to press. I feel that nothing should be done, as I am becoming weary of what these so called physicists think of my work.

I have given many years of my life in a work that I ^{have d} hope ^{maybe} of some benefit to mankind, as you know I have published little but I have volumes of records of this work which will be left as my bequest to humanity and they can take them for what they are.

I cannot understand why Mr Wells has failed to get in touch with me unless the Spencer crowd has thrown cold water on the whole affair thru the influence of some of our mutual friends.

I sincerely hope you will take no offence at this letter as it is merely my view of the whole affair. I do appreciate more than mere words can express your earnest cooperation and the assistance you have given in a work that we have all strived to accomplish.

Mrs Bridges is feeling some what better today but is still very weak.

With kindest regards to both you and Mrs Johnston,

11-25-36.

I remain very sincerely yours,

Roy Rife jr

CHESTER E. WEAVER
1518 SOUTH VAN NESS AVENUE
LOS ANGELES, CALIFORNIA

Nov. 27th 1936

Mr. R. R. Life:
708 Electric Bldg.
San Diego, Cal.

Dear Sir:

Mr. F. R. Cosgrove told me of a visit he had with you a week or so ago. Inasmuch as I am expecting to be in San Diego Wednesday and Thursday of next week, that is, December 2nd and 3rd I should enjoy meeting you, if you will be available.

May I take this opportunity of expressing my appreciation of the courtesy shown to Mr. Cosgrove by yourself.

Very truly,
C. E. Weaver

Transcription of handwritten letter from Chester E. Weaver to R. R. Rife, dated 27 November 1936.

Nov. 27th 1936

Mr. R.R. Rife:
708 Electric Bldg.
San Diego, Cal.

Dear Sir:

Mr. E.R. Cosgrove told me of a visit he had with you a week or so ago. Inas much as I am expecting to be in San Diego Wednesday and Thursday of next week, that is, December 2nd and 3rd I should enjoy meeting you, if you will be available.

May I take this opportunity of expressing my appreciation of the courtesy shown to Mr. Cosgrove by yourself.

Very truly,
C. Weaver

THE COMPANY WILL APPRECIATE SUGGESTIONS FROM ITS PATRONS CONCERNING ITS SERVICE

1201-S

WESTERN UNION (22)

R. B. WHITE
PRESIDENT

NEWCOMB CARLTON
CHAIRMAN OF THE BOARD

J. C. WILLEVER
FIRST VICE-PRESIDENT

CLASS OF SERVICE

This is a full-rate
gram or Cable-
message unless its de-
lay character is in-
dicated by a suitable
symbol above or pre-
ceding the address.

SYMBOLS

DL = Day Letter

NM = Night Message

NL = Night Letter

LC = Deferred Cable

NLT = Cable Night Letter

Ship Radiogram

The filing time shown in the date line on telegrams and day letters is STANDARD TIME at point of origin. Time of receipt is STANDARD TIME at point of destination.

Received at 341 Plaza, San Diego, Calif. Always Open Telephone Main 2151

1936 NOV 30 AM 11 27

SA160 11/15=LOSANGELES CALIF 30 1107A

ROYAL RAYMOND RISE=

708 ELECTRIC BLDG SANDIEGO CALIF=

PLEASE WIRE COLLECT VIA WESTERN UNION IF MEETING WEDNESDAY
OR THURSDAY EVENING CONVENIENT AND INDICATE HOUR=

EUGENE G STEINHOF.

Document accessed at www.rife.org



MARVEON DISPLAYS, INC.

ROCK SPRINGS, WYOMING

604-608 DEWAR DRIVE

PHONE 170

Dec. 2, 1936

Mr. Roy Rife
2500 Chatsworth Ave.
San Diego, Calif.

Dear Friend Roy:

Have been detained on my coast trip somewhat,
so will not arrive in San Diego until December 9th or 10th.
Will see you at that time.

As ever, your friend,

DFS:AS

THE COMPANY WILL APPRECIATE SUGGESTIONS FROM ITS PATRONS CONCERNING ITS SERVICE

1201-S

CLASS OF SERVICE

This is a full-rate Telegram or Cablegram unless its deferred character is indicated by a suitable symbol above or preceding the address.

WESTERN UNION

SYMBOLS

DL = Day Letter

NM = Night Message

NL = Night Letter

LC = Deferred Cable

NLT = Cable Night Letter

Ship Radiogram

R. S. WHITE
PRESIDENT

NEWCOMB CARLTON
CHAIRMAN OF THE BOARD

J. C. WILLEVER
FIRST VICE-PRESIDENT

The filing time shown in the date line on telegrams and day letters is STANDARD TIME at point of origin. Time of receipt is STANDARD TIME at point of destination.

Received at 341 Plaza, San Diego, Calif. ^{Always} Telephone Main 2151 _{Open}

1936 DEC 2 PM 10 14

SA363 25 NL=LOSANGELES CALIF 2

ROYAL RAYMOND RISE=

708 ELECTRIC BLDG SANDIEGO CALIF=

RECEIVED YOUR WIRE ONLY THIS AFTERNOON THEREFORE DISPOSE OF TOMORROW STOP KINDLY REPLY THIS WEEK IF MEETING NEXT WEDNESDAY OR THURSDAY EVENING SEVEN PM CONVENIENT=

EUGENE STEINHOF

UNIVERSITY OF CALIFORNIA
The George Williams Hooper Foundation
The Medical Center
San Francisco

Dec. 3, 1936

Dr. Milbank Johnson
Subway Terminal Building
Los Angeles, California

My dear Dr. Johnson:

I deeply regret the delay of my reply to your letter of November 2nd. Dr. Walker has been quite ill and still is unable to be around on account of the fact that he had an influenza attack and a severe phlebitis, or possibly something more complicated. For this reason relatively little work has been done along the problem in which you are interested. I probably will be in Los Angeles in the very near future and will make every possible effort to see you. This is merely a note of explanation as to why you have not heard from me or from Dr. Walker.

With kind regards,

Sincerely yours,

K. F. Meyer (Signed)

K. F. Meyer

essec
This document
e.org

| CLASS OF SERVICE DESIRED | |
|--------------------------|-----------------------|
| DOMESTIC | FOREIGN |
| TELEGRAM | FULL RATE CABLE |
| DAY LETTER | DEFERRED CABLE |
| NIGHT MESSAGE | NIGHT CABLE LETTER |
| NIGHT LETTER | WEEK-END CABLE LETTER |
| WIRE RADIOGRAM | RADIOGRAM |

Should check class of service desired, otherwise will be transmitted in a full-rate communication

Postal Telegraph

THE INTERNATIONAL SYSTEM

Commercial
Cables



All America
Cables

Mackay

Radio

| |
|-------------------|
| RECEIVER'S NUMBER |
| CHECK |
| TIME FILED |
| STANDARD TIME |

Send the following message, subject to the terms on back hereof, which are hereby agreed to

12-3-36

Form 2

Eugene G. Steinhof
2175 Fairfield Ave.
Hollywood, California.

Will be pleased to see you Thursday evening at
laboratory stop telephone Bayview 3206

Royal E. Rife
708 Electric Bldg
San Diego, Calif..

THE COMPANY WILL APPRECIATE SUGGESTIONS FROM ITS PATRONS CONCERNING ITS SERVICE

1201-S

MILBANK JOHNSON, M. D.
~~FACIEN~~
LOS ANGELES, CALIFORNIA
Subway Terminal Building

December 7, 1936

My dear Roy:

Enclosed please find a copy of a letter from Dr. Meyer which is self-explanatory and which I am sending you for your information.

I received your letter in regard to Dr. Bridges and I must say that I am at sea to know what to do. It still appears to me, with all that you have done in the development of facts which are of paramount importance to the world and which entitle you to every honor conceivable, that still unless you are recognized by the profession of medicine, all the facts would be of little avail to humanity. Recognition of you and your work has been my aim for the last three or four years and it looks like you have built up in your own mind an insurmountable obstacle to that end.

I do hope that in the near future you and I can have a good long heart-to-heart talk about the whole business and come to some reasonable solution to the problem. You now have as perfect a one-man laboratory as anyone could desire but you know you cannot make a reputation out of brick and mortar, because if that were true, the Rockefeller Foundation and Cal Tech would have reputations so high that nobody could approach them. Principles, a compliance with the amenities of life, infinite patience, and a willingness to subject oneself to all kinds of personal inconveniences and worries have been the price that every great research man has had to pay for success. Money and equipment in the past have never produced the great advances that have been made in the world of science.

I wish you would plan to come up to Los Angeles in the near future so that we can discuss this whole matter plainly with an idea of arriving at some definite conclusion and avoiding future misunderstandings.

Yours very sincerely,



MILBANK JOHNSON

Mr. Royal R. Rife
2500 Chatsworth Boulevard
San Diego, California

600 BURLEIGH DRIVE
SAN RAFAEL HEIGHTS
PASADENA

COPY FOR DR. RIFE.

December 7, 1936

My dear Dr. Meyer:

I certainly do hope that when you come to Los Angeles, we will be able to get together for a chat. I have much to tell you and, I hope, much to learn from you.

I am conducting a very interesting clinic three times a week with the Rife Ray, treating about twenty to twenty-two patients a session, and we are obtaining much valuable information from our work. We are encountering many physical problems in the production of the Ray, the greatest difficulty being to obtain uniform results from the apparatus which we have. At times the results of the Ray are absolutely astounding, causing an instantaneous sterilization of the wounds, whether interior or exterior. But owing to slight changes in temperature of the room and apparatus, the same setting of the dials does not give us the same output, and hence our results are unsatisfactory. However, we believe now that we have developed it to a point where we can very greatly diminish the errors in output and substantially increase the beneficial results or the efficiency of the apparatus.

I am very sorry that Dr. Walker has not been well and I hope that he will soon be out again and back to work.

If I don't see you before the holidays, let me take this opportunity of wishing you and yours a Merry Christmas and a happy and productive New Year.

Yours very sincerely,

HILBANK JOHNSON

P. S. If you can let me know in time when you will be in Los Angeles, I would like very much to call a committee meeting at that time. We have not had one for so long that I believe it would be a good thing to do.

H. J.

Dr. Karl F. Meyer
George Williams Hooper Foundation
San Francisco, California

This document accessed at www.rife.org

CLASS OF SERVICE

This is a full-rate Telegram or Cablegram unless its deferred character is indicated by a suitable symbol above or preceding the address.

WESTERN UNION (06)

R. B. WHITE
PRESIDENT

NEWCOMB CARLTON
CHAIRMAN OF THE BOARD

J. G. WILLEVER
FIRST VICE-PRESIDENT

SYMBOLS

DL = Day Letter

NM = Night Message

NL = Night Letter

LC = Deferred Cable

NLT = Cable Night Letter

Ship Radiogram

The filing time shown in the date line on telegrams and day letters is STANDARD TIME at point of origin. Time of receipt is STANDARD TIME at point of destination.

Received at 341 Plaza, San Diego, Calif. ^{Always} _{Open} Telephone Main 2151

1936 DEC 9 AM 10 08

SA103 8=LOSANGELES CALIF 9 958A

R R RIFE=

ELECTRIC BLDG SANDIEGO CALIF=

WILL BE PLEASED TO MEET YOU THURSDAY EVENING=

E G STEINHOFF.

UNIVERSITY OF CALIFORNIA
THE GEORGE WILLIAM HOOPER FOUNDATION
Second and Parnassus Ave.
San Francisco

December 14, 1936

Milbank Johnson, M. D.
Subway Terminal Bld.
Los Angeles, Calif.

Dear Doctor Johnson:

I have been ill in bed for a month, which accounts for not communicating with you. However, Mrs. Handman is competent to carry on and the work has only been delayed by failure of cooperation of the surgeons.

At last Mrs. Handman has obtained a good case of breast cancer, not previously treated by X-ray or radium. From the filtrate of the culture of this material, after proper irradiation and incubation, was found motile colored bodies under the Rife microscope, presumably your BX. This filtrate has been inoculated into fertile eggs, and it is hoped that we will obtain a growth of Cryptomyces.

Yours truly,

E. L. Walker (Signed)

MILBANK JOHNSON, M. D.
~~XXXXXXXXXXXXXXXXXXXX~~
LOS ANGELES, CALIFORNIA
Subway Terminal Building

December 16, 1936

My dear Roy:

I just received a telephone message from the National Technical Laboratories in Pasadena that the new pH. machine is finished and that I am to come over this afternoon and get it. I have not seen it myself yet. You will remember that this is the machine that I told you about that is supposed to be the most sensitive machine in the world, and that they have sold to the Carnegie, Rockefeller, Harvard, Pennsylvania and University of Chicago laboratories besides many others.

You know, I happened to meet this Mr. Cotton who is a wealthy oil man, and after talking to him a few minutes about the work we are doing, he asked me if we could not use one of these machines. I said we could and he said he would be very glad to present us with one with his compliments. Since he is presenting this to the Special Medical Research Committee for our work, I think it should be placed in the Rife Research Laboratory.

I think I told you about it at the time, but frankly it was so long ago that I had forgotten it completely, but now I guess we are going to have it after all. I will bring it down with me the next time I come.

Yours very sincerely,



MILBANK JOHNSON

Mr. Royal R. Rife
2500 Chatsworth Boulevard
San Diego, California

600 BURLEIGH DRIVE
SAN RAFAEL HEIGHTS
PASADENA

COPY FOR DR. RIFE

December 16, 1936

My dear Dr. Walker:

Thank you so much for your letter of December 14. While you don't say so, I hope that you are over your trouble and that your health will be good from now on.

I just want to caution you on one thing -- don't be in too big a hurry to open your eggs after inoculation. I would suggest that you inoculate four or five eggs at the same time, and after waiting a week open an egg, and then an egg each week thereafter, because it sometimes takes quite a while for these babies to come to after their long sleep in the virus form. And don't forget to plant BX on several tubes of Gruner's media as your material is so scarce seemingly that I would get as many strings to my bow as possible.

I quite agree with you that Miss Sweeney (Mrs. Handman) is competent and interested in the work, and I am glad she has been able to carry on.

Yours very sincerely,

MILBANK JOHNSON

Dr. Ernest L. Walker
George Williams Hooper Foundation
Third and Parnassus
San Francisco, California